

# Sociopolitical Research

## Sociopolitical Beliefs and Attitudes of the Greek Society

Prepared for: Patriots For Europe Group  
MEP Afroditi Latinopoulou  
Rue Wiertz 60  
1047 Brussels Belgium

By: MRB Hellas  
Market Research Bureau SA  
VAT number : 094255045



# PATRIOTS

FOR EUROPE

December 2024

# Research Program Objectives

The analytical objectives of quantitative research are:

- I. The **Diagnosis** of the Greek society at the present time and the capture of the basic social & political characteristics of the Greek Voter
- II. The views of the Greek voters in **6 MEGA EUROPEAN THEMATIC UNITS** related to:
  - **Immigration & Security**
  - **Economy**
  - **Institutions – Justice**
  - **Crime Security**
  - **Various Social Issues**
  - **National Issues/ Other Values Issues**

**Patriots for Europe Group**

Awareness and Evaluation of the Patriots for Europe Group



# Key investigation modules

A group of ten people, five men and five women, are standing in a line outdoors. They are dressed in professional business attire, including suits and blouses. Behind them are several national flags of European countries, including France, Germany, Italy, Poland, and Portugal. The background is a light, overcast sky.

## **1.Methodological approach**

*Sample Demographic Profile*

---

## **2.Patriots for Europe Group**

*Awareness and Evaluation of the Patriots for Europe Group*

---

## **3. SIX MEGA EUROPEAN THEMATIC UNITS**

*Views and Degree of Agreement*

---

## **4.ISSUES ABOUT POLITICS/ POLITICIANS/ VALUES ISSUES**

*Views and Degree of Agreement*

---

## **5. VIEWS ABOUT SPECIFIC GROUPS**

*Degree of Agreement about different groups of people who share common ideas*

The project was conducted with CATI and self-completed (CAWI) interviews. A Computer Assisted Telephone Interviewing (CATI) software was utilized for the purposes of interviews while the online interviews have been retrieved from CINT's database panel. The questionnaire for this project was scripted for use with both CATI & CAWI methodologies by MRB.

## **Geographical coverage**

The survey was national and covered both urban and rural areas, and geographical divisions according to NUTS I system.

## **Eligibility**

Eligible to participate in the study were Greeks, males and females, aged 17 years and over.

## **Sampling**

**A total of 1.501 successful interviews were conducted**

## **Field force/cati**

A total of 35 interviewers, 3 supervisors and one fieldwork manager were employed for this project. Before fieldwork commenced, all interviewers underwent training. During training, the purpose of the project was explained to interviewers.

## **Fieldwork**

Fieldwork commenced on the 4th and was completed on the 12th of December 2024.

Weighting Factors: 1) Demographics (gender, age, area of living. 2) Results of last European Elections of June 2024.

## Quality control- Cati

To ensure the quality of the survey the following measures were applied:

1. Interviewers signed an agreement with the company to respect all codes of ESOMAR and SEDEA- Association of Greek Research Companies and to carry out the research according to the company's instructions.
2. Supervisors were on daily contact with the interviewers to ensure timely resolution of any emerging fieldwork issues.
3. The fieldwork manager reviewed constantly the progress of the survey, checking the number of completes, the length of completed interviews and the route followed by interviewers.
4. More than 20% of the work of each interviewer was checked for the quality of the responses.

## Quality control- Cawi

The sample was selected with stratified random sampling from the database of CINT panel. *It should be noted that CINT panel supports only simple random sample selection within each strata without PSU/SSU recording.*

### Research methodology – PANEL Platform

CAWI method: **sample frame**

**Cint**

<https://www.cint.com/>

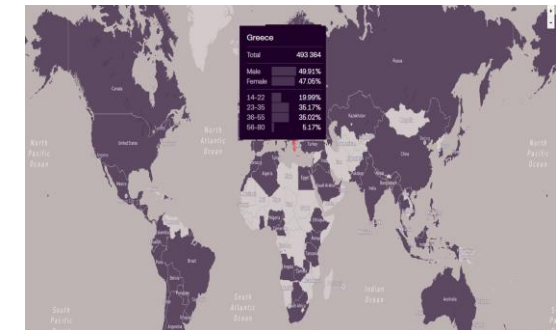
MRB HELLAS has a close cooperation with CINT, an international **online platform** that connects sample buyers to over 100 million engaged consumers across over 150 countries.

The Cint platform and its products comply with ESOMAR, MRS, ARF, MRIA, AMA, AMSRO and Insights Association standards. Cint also complies with ISO 20252 and is certified in Australia and Germany.

**Unparalleled reach and targeting that covers audiences around the world**

Through the CINT platform, MRB Hellas has access to panelists from **25 panel companies.**

<https://www.cint.com/consumer-insights-exchange>



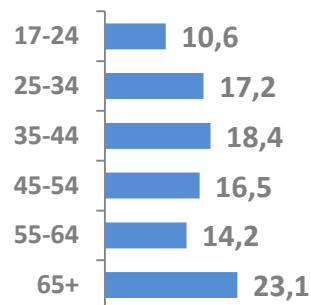
# Sample Demographic Profile



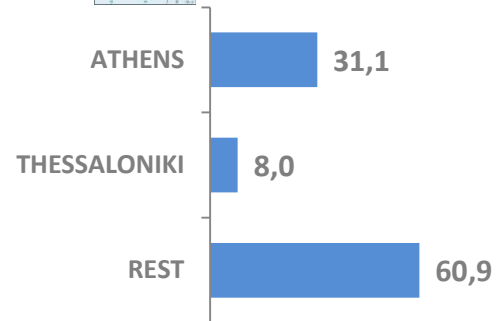
## Gender



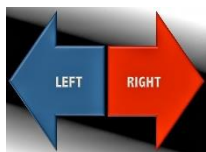

## Age



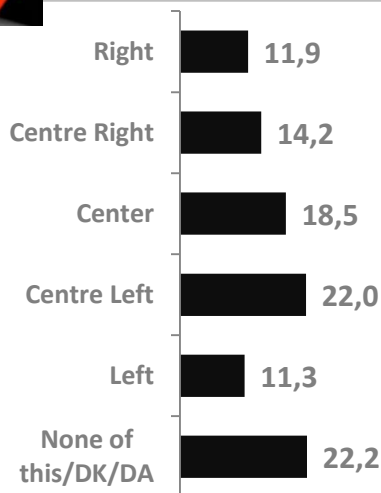
## Region



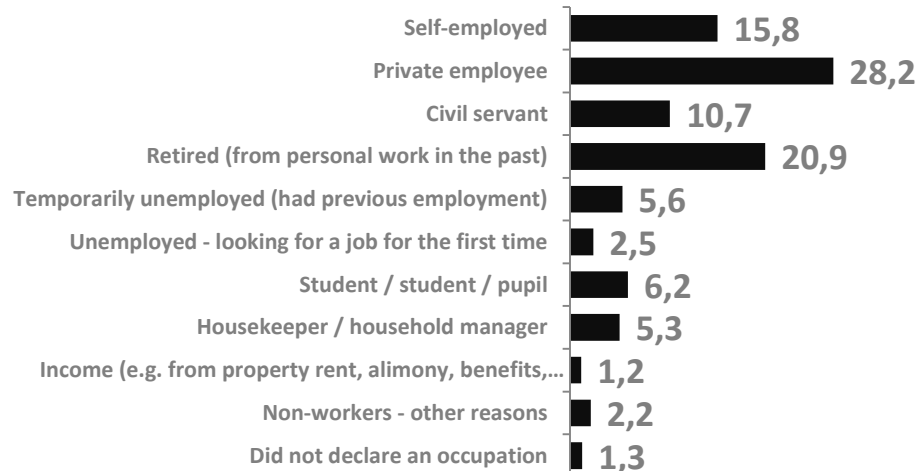
## Education Level



## Political Orientation



## Profession





# 1. Optimism index



# Optimism index

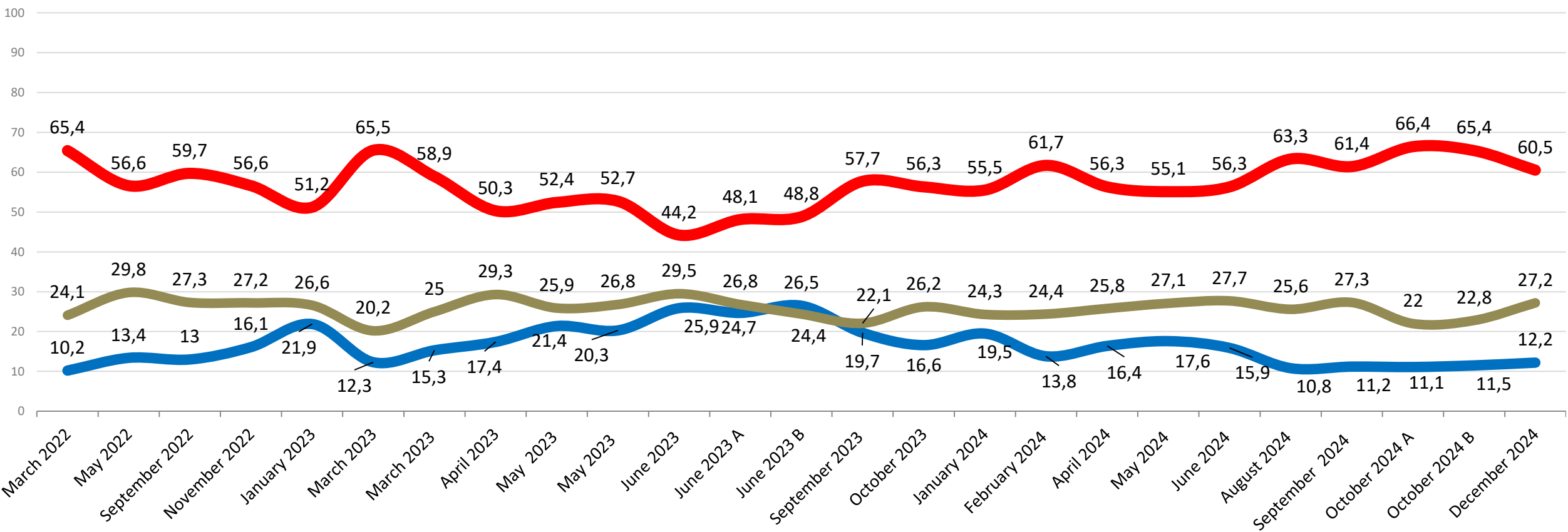
– How things are going in the country  
Total respondents (N= 1501)

%

Very/Rather good

Neither good nor bad

Rather/Very bad







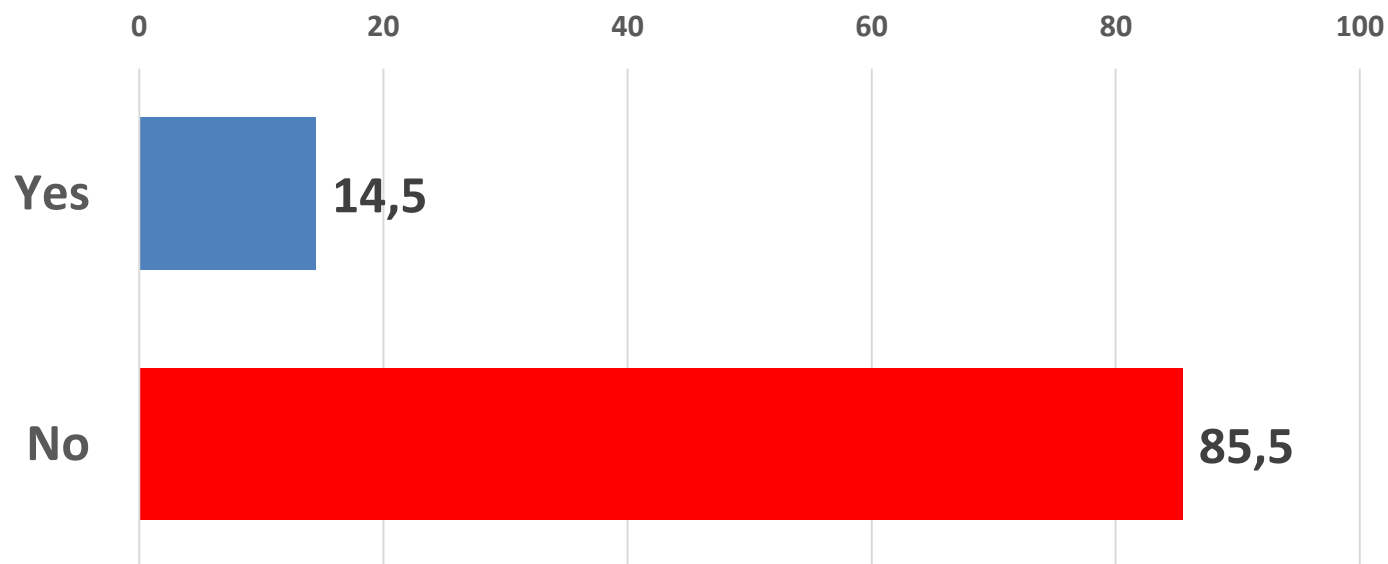
## 2.Patriots for Europe Group

Awareness and Evaluation of the Patriots for Europe Group

# Awareness of the "Patriots for Europe Group" in the European Parliament

Are you familiar with the "Patriots for Europe Group" in the European Parliament?

Total respondents (N=1501)



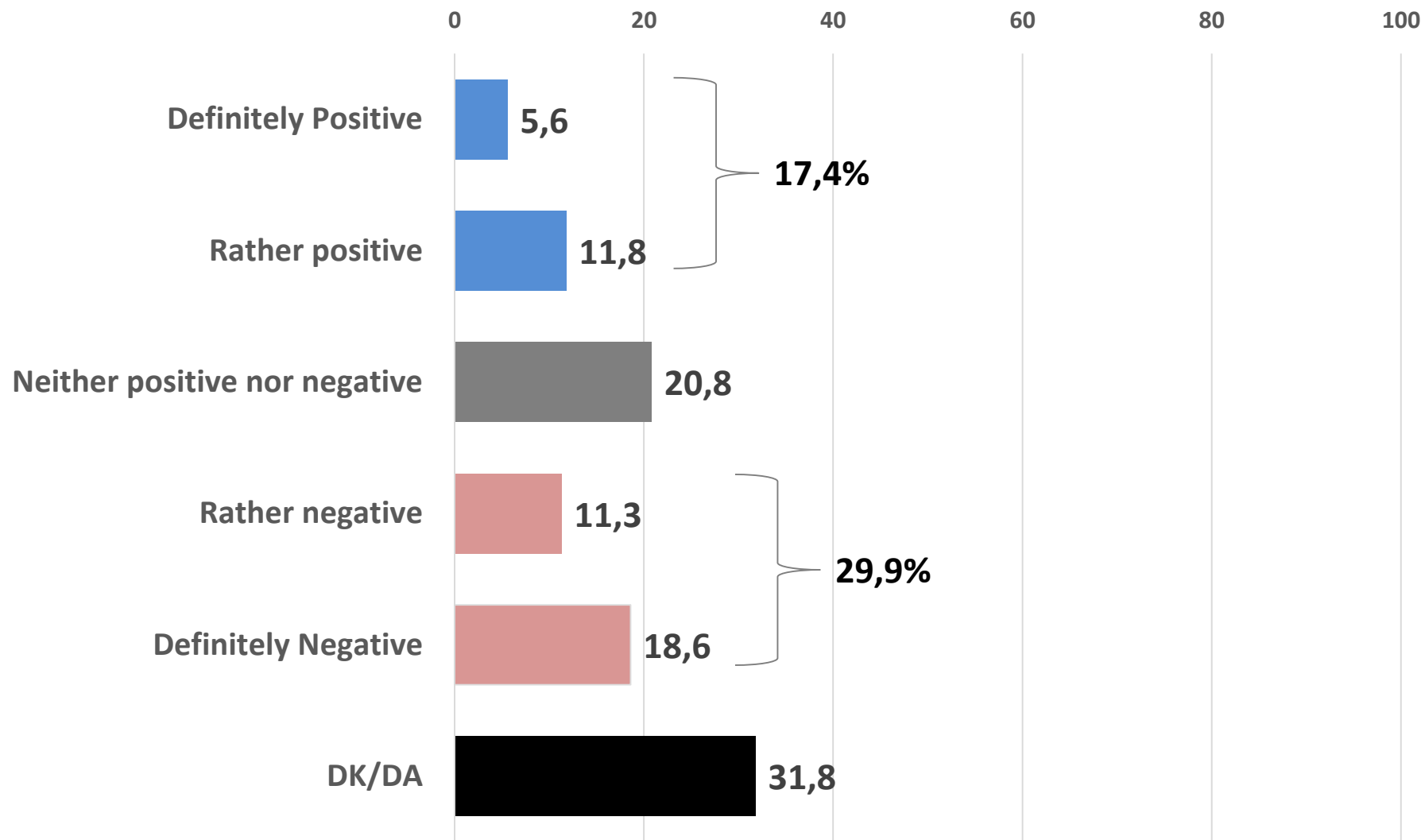
Analysis based on Gender, Age, Area of Resident & Political View

		===GENDER===		===AGE===						===AREA===			===POLITICAL VIEW===					
		MALE	FEMALE	17-24	25-34	35-44	45-54	55-64	65+	ATHENS	THESSA/ LONIKI	REST Greece	RIGHT	CENTER RIGHT	TOTAL RIGHT	CENTER	TOTAL LEFT	NONE/ DK/DA
Base	1501	729	772	159	258	276	248	213	347	467	120	914	179	213	391	277	499	333
<b>Yes</b>	<b>14,5</b>	<b>15,9</b>	<b>13,2</b>	<b>18,5</b>	<b>20,5</b>	<b>15,9</b>	<b>13,9</b>	<b>13,7</b>	<b>8,1</b>	<b>17,4</b>	<b>15,8</b>	<b>12,9</b>	<b>24,7</b>	<b>15,4</b>	<b>19,6</b>	<b>11</b>	<b>17,2</b>	<b>7,4</b>
No	85,5	84,1	86,8	81,5	79,5	84,1	86,1	86,3	91,9	82,6	84,2	87,1	75,3	84,6	80,4	89	82,8	92,6

# Evaluation of the "Patriots for Europe Group" in the European Parliament

The Patriots for Europe political group of the European Parliament is composed of Patriotic parties. What is your opinion about the Patriots for Europe?

Total respondents (N=1501)



# Evaluation of the "Patriots for Europe Group" in the European Parliament

Total respondents (N=1501)

Analysis based on Gender, Age, Area of Resident & Political View

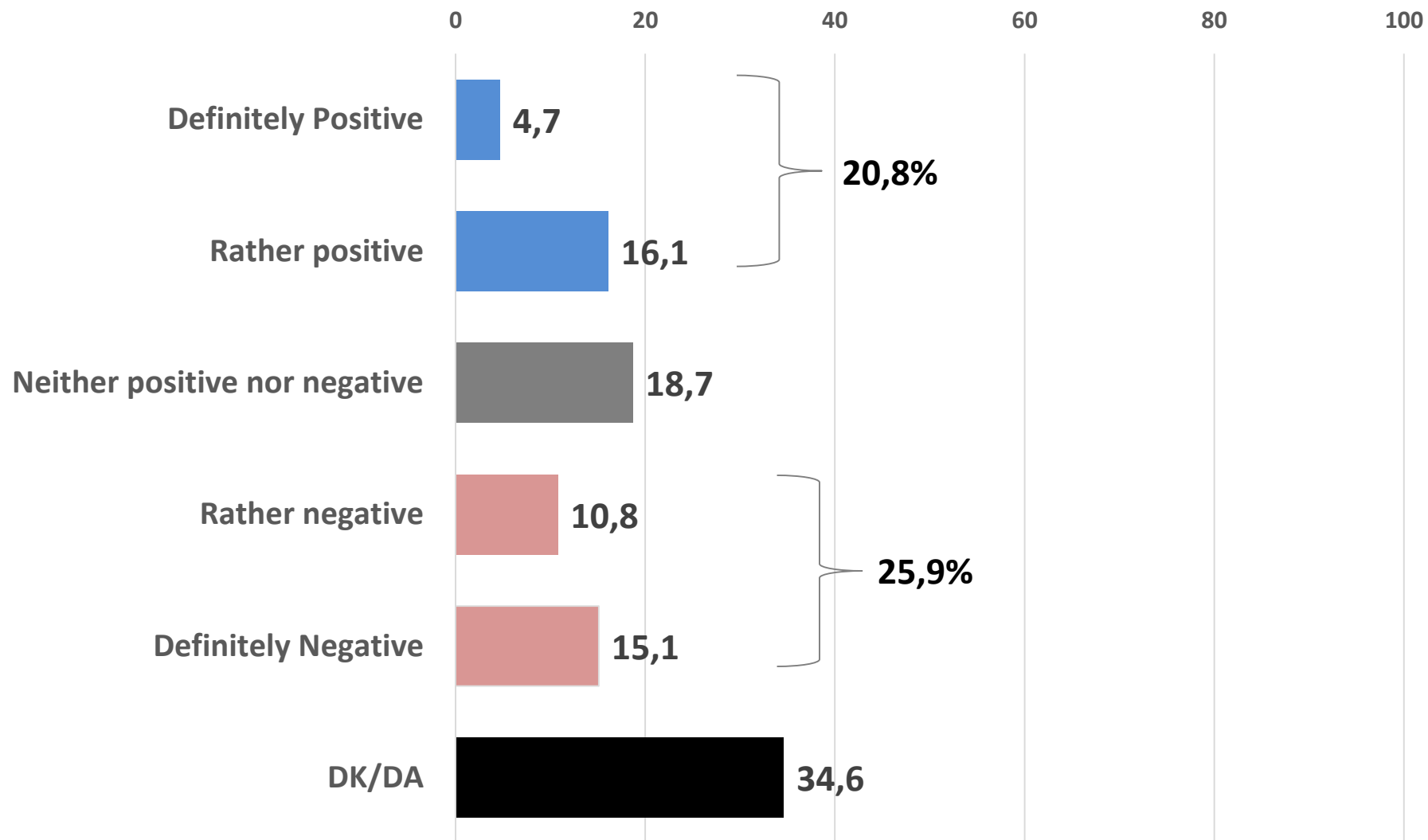
		===GENDER===		===AGE===						===AREA===			===POLITICAL VIEW===					
	TOTAL	MALE	FEMALE	17-24	25-34	35-44	45-54	55-64	65+	ATHENS	THESSA/ LONIKI	REST Greece	RIGHT	CENTER RIGHT	TOTAL RIGHT	CENTER	TOTAL LEFT	NONE/ DK/DA
Base	1501	729	772	159	258	276	248	213	347	467	120	914	179	213	391	277	499	333
<b>Definitely/ Rather positive</b>	<b>17,4</b>	<b>22,2</b>	<b>12,9</b>	<b>8,8</b>	<b>18,8</b>	<b>19,8</b>	<b>21,8</b>	<b>16,4</b>	<b>16</b>	<b>15,2</b>	<b>18,5</b>	<b>18,4</b>	<b>39,7</b>	<b>21,9</b>	<b>30</b>	<b>13,5</b>	<b>9,8</b>	<b>17,3</b>
<b>Neither positive nor negative</b>	<b>20,8</b>	<b>21,9</b>	<b>19,8</b>	<b>18,9</b>	<b>23</b>	<b>24,4</b>	<b>22,6</b>	<b>21,3</b>	<b>15,7</b>	<b>23,4</b>	<b>18,2</b>	<b>19,9</b>	<b>23,8</b>	<b>23,9</b>	<b>23,8</b>	<b>26,5</b>	<b>19</b>	<b>15,3</b>
<b>Rather/ Definitely Negative</b>	<b>29,9</b>	<b>30,5</b>	<b>29,4</b>	<b>39,2</b>	<b>33,6</b>	<b>25</b>	<b>27,9</b>	<b>31,5</b>	<b>27,3</b>	<b>37,4</b>	<b>34,9</b>	<b>25,4</b>	<b>6,7</b>	<b>21,3</b>	<b>14,6</b>	<b>32,2</b>	<b>50</b>	<b>15,8</b>
<b>Dk/da</b>	<b>31,8</b>	<b>25,4</b>	<b>38</b>	<b>33,1</b>	<b>24,6</b>	<b>30,8</b>	<b>27,7</b>	<b>30,8</b>	<b>41</b>	<b>24</b>	<b>28,5</b>	<b>36,3</b>	<b>29,9</b>	<b>32,9</b>	<b>31,5</b>	<b>27,8</b>	<b>21,1</b>	<b>51,7</b>



# The activities of the "Patriots for Europe" Political Group of the European Parliament contribute positively to the public debate on the future of Europe

Based on what you know, have heard and have read, do the activities of the "Patriots for Europe" Political Group of the European Parliament contribute positively to the public debate on the future of Europe?

Total respondents (N=1501)



# The activities of the "Patriots for Europe" Political Group of the European Parliament contribute positively to the public debate on the future of Europe

Total respondents (N=1501)

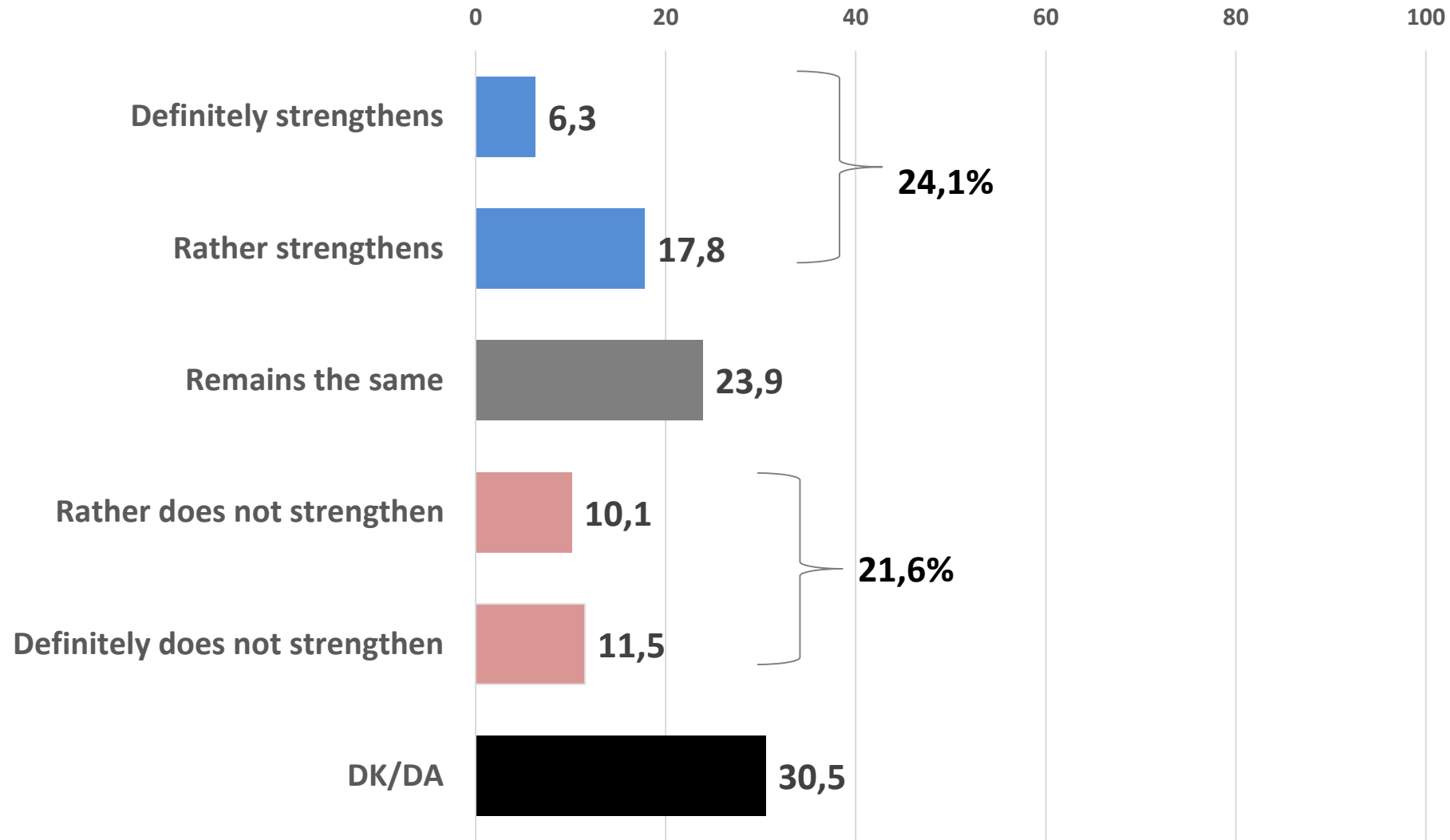
Analysis based on Gender, Age, Area of Resident, Political View and View on Patriots

	TOTAL	===GENDER===		===AGE===						===AREA===			===POLITICAL VIEW===						FAMILIAR WITH PATRIOTS	POSITIVE FOR PATRIOTS	NEUTRAL FOR PATRIOTS
		MALE	FEMALE	17-24	25-34	35-44	45-54	55-64	65+	ATHENS	THESSA/LONIKI	REST Greece	RIGHT	CENTER RIGHT	TOTAL RIGHT	CENTER	TOTAL LEFT	NONE/DK/DA			
Base	1501	729	772	159	258	276	248	213	347	467	120	914	179	213	391	277	499	333	218	261	313
<b>Definitely/ Rather positive</b>	<b>20,8</b>	<b>24,5</b>	17,3	13	<b>24,3</b>	<b>26</b>	22,3	20,3	16,9	17,9	23,2	21,9	<b>43,5</b>	25,2	<b>33,5</b>	23,5	10,8	18,6	<b>40,4</b>	<b>82,9</b>	20,9
<b>Neither positive nor negative</b>	<b>18,7</b>	21,3	16,3	15,8	19,7	15,8	21,3	19,7	19,2	20,2	13,7	18,6	16,8	22,4	19,8	23,8	19,7	11,8	28,9	9	55,1
<b>Rather/Definitely Negative</b>	<b>25,9</b>	26,7	25	31,6	28,4	27,6	23,8	29,2	19,3	31,3	32,6	22,1	10	18,6	14,7	27,3	41,1	14,8	28,2	5,5	8,4
<b>Dk/da</b>	<b>34,6</b>	27,4	41,4	39,5	27,6	30,6	32,5	30,9	44,7	30,6	30,4	37,3	29,8	33,8	31,9	25,5	28,4	54,8	2,4	2,7	15,6

# The Patriots for Europe stance strengthen the position of the European Union worldwide?

In your opinion, does the Patriots for Europe political group of the European Parliament specific stance strengthen the position of the European Union worldwide?

Total respondents (N=1501)



# The Patriots for Europe stance strengthen the position of the European Union worldwide?

Total respondents (N=1501)

Analysis based on Gender, Age, Area of Resident, Political View and Views on Patriots

	TOTAL	===GENDER===		===AGE===						===AREA===			===POLITICAL VIEW===						FAMILIAR WITH PATRIOTS	POSITIVE FOR PATRIOTS	NEUTRAL FOR PATRIOTS
		MALE	FEMALE	17-24	25-34	35-44	45-54	55-64	65+	ATHENS	THESSALONIKI	REST Greece	RIGHT	CENTER RIGHT	TOTAL RIGHT	CENTER	TOTAL LEFT	NONE/DK/DA			
Base	1501	729	772	159	258	276	248	213	347	467	120	914	179	213	391	277	499	333	218	261	313
<b>Definitely/ Rather strengthens</b>	<b>24,1</b>	<b>29</b>	<b>19,3</b>	<b>19,2</b>	<b>26,7</b>	<b>25,6</b>	<b>32,8</b>	<b>22,2</b>	<b>17,8</b>	<b>23,4</b>	<b>25,9</b>	<b>24,1</b>	<b>43,6</b>	<b>32,4</b>	<b>37,5</b>	<b>23,6</b>	<b>16,1</b>	<b>20,3</b>	<b>40,1</b>	<b>68,5</b>	<b>26,6</b>
<b>Remains the same</b>	<b>23,9</b>	<b>25,6</b>	<b>22,4</b>	<b>21,4</b>	<b>22,7</b>	<b>25,1</b>	<b>21,5</b>	<b>23,6</b>	<b>27,1</b>	<b>23,7</b>	<b>18,6</b>	<b>24,8</b>	<b>20,6</b>	<b>29,3</b>	<b>25,4</b>	<b>31,4</b>	<b>24,2</b>	<b>15,7</b>	<b>28,8</b>	<b>21,1</b>	<b>53,5</b>
<b>Rather/Definitely does not strengthen</b>	<b>21,6</b>	<b>23,9</b>	<b>19,4</b>	<b>21,7</b>	<b>25,8</b>	<b>19,3</b>	<b>22,4</b>	<b>27,6</b>	<b>15,8</b>	<b>26,2</b>	<b>26</b>	<b>18,6</b>	<b>10,7</b>	<b>15,4</b>	<b>13,2</b>	<b>23,4</b>	<b>35,3</b>	<b>9,1</b>	<b>27,7</b>	<b>7,1</b>	<b>10,2</b>
<b>Dk/da</b>	<b>30,5</b>	<b>21,5</b>	<b>39</b>	<b>37,7</b>	<b>24,8</b>	<b>30</b>	<b>23,4</b>	<b>26,6</b>	<b>39,3</b>	<b>26,8</b>	<b>29,5</b>	<b>32,5</b>	<b>25</b>	<b>22,9</b>	<b>23,9</b>	<b>21,6</b>	<b>24,4</b>	<b>54,9</b>	<b>3,4</b>	<b>3,4</b>	<b>9,7</b>





# 3. SIX MEGA EUROPEAN THEMATIC UNITS

Views and Degree of Agreement

# SIX MEGA EUROPEAN THEMATIC UNITS- Average



Migration / Security

41,4

Economy

35,8

Institutions/ Justice

57,8

Crime/ Security

35,9

Social Issues

34,0

National Issues

41,7

Lower limit	Upper limit
22,8	61,8
12,3	64,6
46,9	69,6
12,8	50,6
21,2	46,6
32,3	55,6



## i. MIGRATION/SECURITY

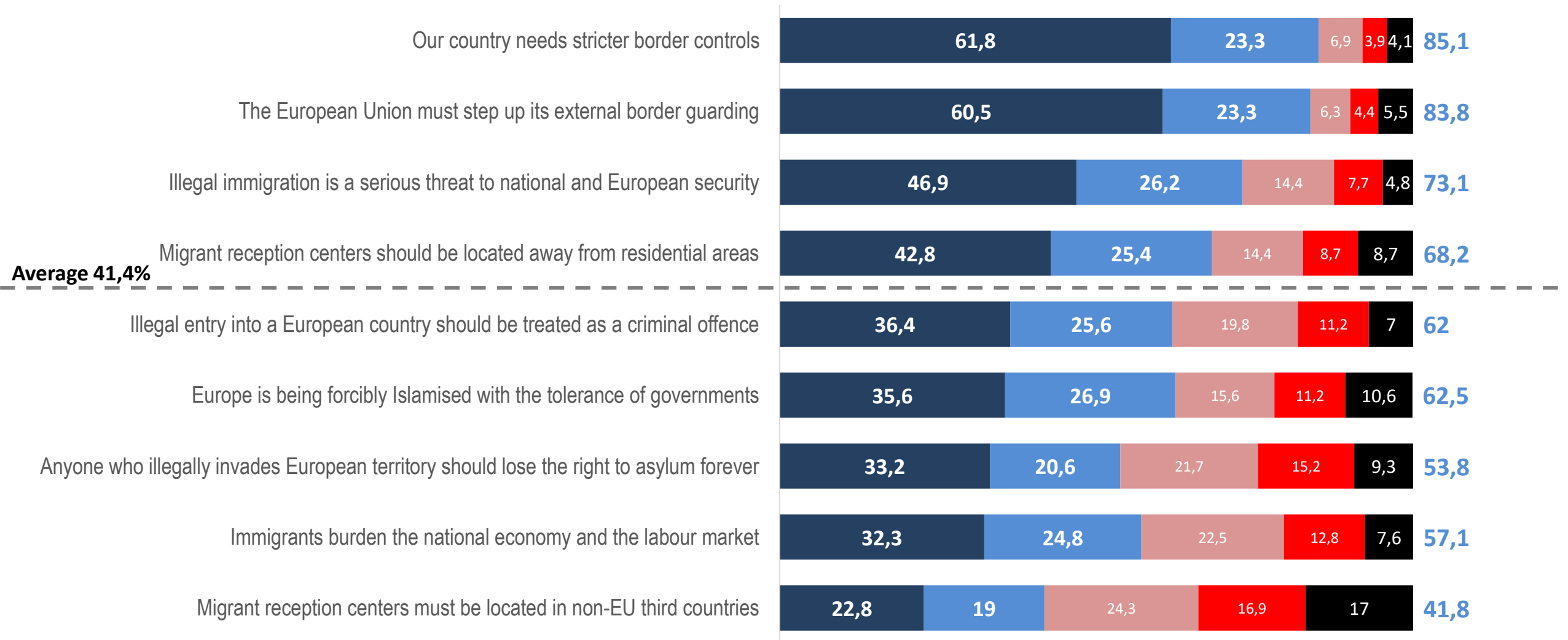
Degree of agreement with each statement

# Dominant perceptions about **MIGRATION/SECURITY**

I will read you some sentences and I would like you to tell me about each of them whether you agree or disagree.

Total respondents (N=1501)

■ Totally Agree ■ Rather Agree ■ Rather Disagree ■ Totally Disagree ■ DK/DA **Totally/Rather Agree**





# MIGRATION/SECURITY- Top Box- Analysis based on Gender, Age, Area of Resident, Political View and Views on Patriots

	===GENDER===		===AGE===						===AREA===			===POLITICAL VIEW===									
	TOTAL	MALE	FEMALE	17-24	25-34	35-44	45-54	55-64	65+	ATHENS	THESSA/ LONIKI	REST Greece	RIGHT	CENTER RIGHT	TOTAL RIGHT	CENTER	TOTAL LEFT	NONE/ DK/DA	FAMILIAR WITH PATRIOTS	POSITIVE FOR PATRIOTS	NEUTRAL FOR PATRIOTS
Base	1501	729	772	159	258	276	248	213	347	467	120	914	179	213	391	277	499	333	218	261	313
Our country needs stricter border controls	61,8	66,3	57,6	42	54,5	58	69,3	70,2	68,8	56,4	61,5	64,6	80,6	77	78,6	68,8	40,9	67,6	57,1	80,7	63,9
The European Union must step up its external border guarding	60,5	66,2	55,1	34,2	52,6	57,6	64,8	71,4	70,9	53,5	62,7	63,8	80,7	74,1	77,1	69,1	39,9	64,8	55,6	76,9	65,3
Illegal immigration is a serious threat to national and European security	46,9	50,3	43,6	29,5	41,4	48,1	53,2	55,1	48,4	45,2	54,2	46,8	76,2	61,3	68,1	52,2	26,8	47,6	48,1	70,4	55,3
Migrant reception centers should be located away from residential areas	42,8	49,6	36,3	21,8	37,8	43,4	50,7	48,1	46,7	38,3	46,2	44,6	60,7	56,3	58,3	44	25,1	50,1	42,6	64,6	52,6
Illegal entry into a European country should be treated as a criminal offence	36,4	40,7	32,3	26,9	36	33,3	42,3	44,6	34,2	32,8	48,4	36,7	49,4	45,5	47,2	40,9	22,5	40,6	41,4	56,8	41,9

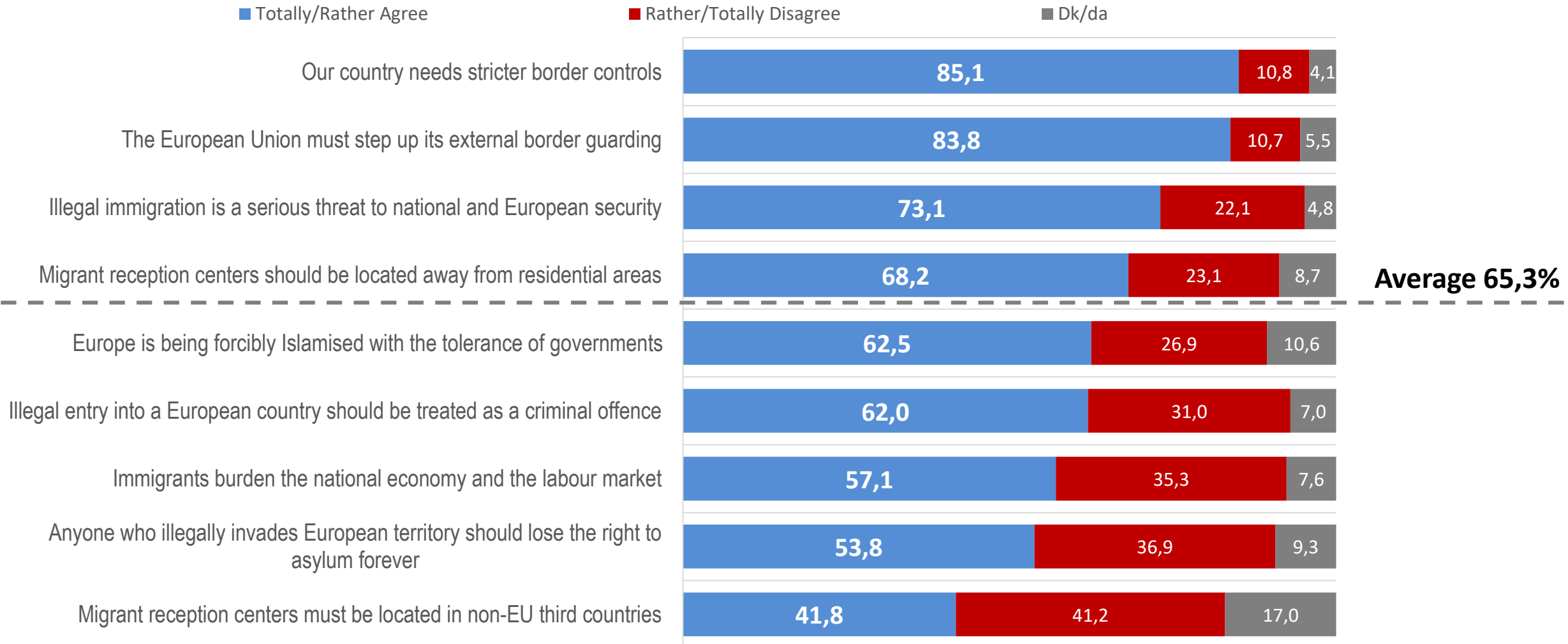
# MIGRATION/SECURITY- Top Box- Analysis based on Gender, Age, Area of Resident, Political View and Views on Patriots

	===GENDER===			===AGE===						===AREA===			===POLITICAL VIEW===							FAMILIAR WITH PATRIOTS	POSITIVE FOR PATRIOTS	NEUTRAL FOR PATRIOTS
	TOTAL	MALE	FEMALE	17-24	25-34	35-44	45-54	55-64	65+	ATHENS	THESSA/LONIKI	REST Greece	RIGHT	CENTER RIGHT	TOTAL RIGHT	CENTER	TOTAL LEFT	NONE/DK/DA				
Base	1501	729	772	159	258	276	248	213	347	467	120	914	179	213	391	277	499	333	218	261	313	
Europe is being forcibly Islamised with the tolerance of governments	35,6	41,8	29,8	18,5	33,7	36,7	42,1	43,2	34,8	28,7	38,3	38,8	50	48,6	49,2	44,2	19,7	36,4	34,6	58,2	40,4	
Anyone who illegally invades European territory should lose the right to asylum forever	33,2	38	28,7	13,4	26,4	33,8	40,5	34,1	41,2	27,5	41,3	35	52	40,6	45,8	41,4	18,5	33,5	37,1	55,3	39,3	
Immigrants burden the national economy and the labour market	32,3	35,8	29,1	16,1	27,5	37,6	34,7	36,3	35	28,2	31,1	34,6	53,8	41,9	47,3	36,7	13,4	39,4	34,2	54,7	35,2	
Migrant reception centers must be located in non-EU third countries	22,8	26,1	19,6	14,8	24,2	21,4	26	23,5	23,9	18,5	31,3	23,9	39,8	28,6	33,7	24,6	12,6	23,8	24,7	41	23,3	

# Dominant perceptions about **MIGRATION/SECURITY**

I will read you some sentences and I would like you to tell me about each of them whether you agree or disagree.

Total respondents (N=1501)





## **ii. Economy**

**Degree of agreement with each statement**

# Dominant perceptions about **ECONOMY**

I will read you some sentences and I would like you to tell me about each of them whether you agree or disagree.

Total respondents (N=1501)

■ Totally Agree  
 ■ Rather Agree  
 ■ Rather Disagree  
 ■ Totally Disagree  
 ■ DK/DA  
 ■ **Totally/Rather Agree**

EU needs tougher rules to control prices

64,6

25,4

5,1,8,2 **90**

National governments need to cut taxes to tackle high prices

58,8

28,1

5,6,1,5,6,1 **86,9**

Subsidies to non-Greek citizens overburden the state budget

36,4

25

18,3

9,6

10,7

**61,4**

**Average 35,8%**

Employers' contributions should be reduced to stimulate entrepreneurship

27,1

29,3

18

11,1

14,4

**56,4**

The free market is the best solution to deal with Price increases

15,5

27,1

24,1

15,8

17,5

**42,6**

The European Union is helping national governments tackle high prices

12,3

19,7

29,6

29,4

9,1

**32**

# ECONOMY- Top Box- Analysis based on Gender, Age, Area of Resident, Political View and Views on Patriots

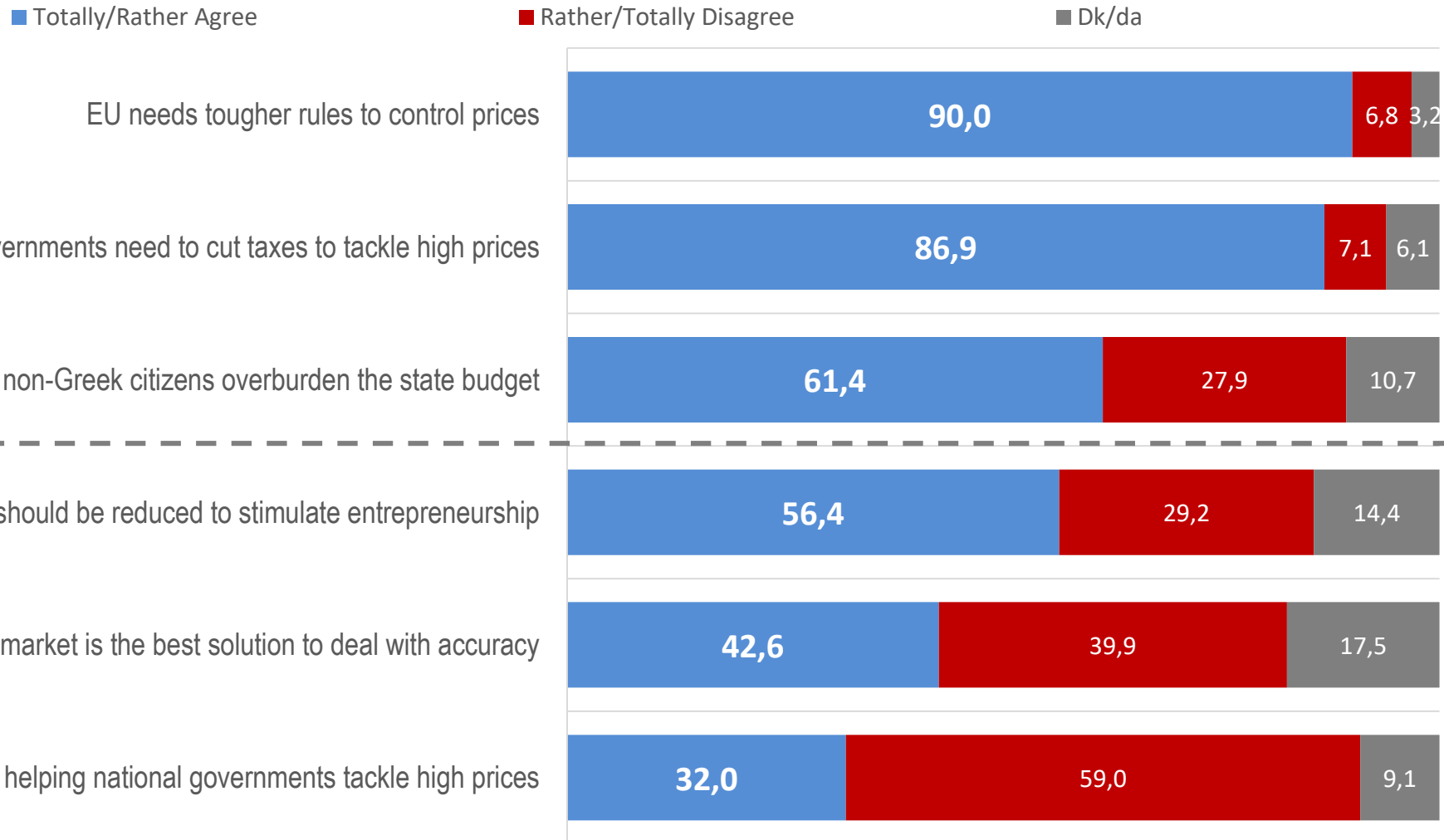
		===GENDER===		===AGE===						===AREA===			===POLITICAL VIEW===								
	TOTAL	MALE	FEMALE	17-24	25-34	35-44	45-54	55-64	65+	ATHENS	THESSA/ LONIKI	REST Greece	RIGHT	CENTER RIGHT	TOTAL RIGHT	CENTER	TOTAL LEFT	NONE/ DK/DA	FAMILIAR WITH PATRIOTS	POSITIVE FOR PATRIOTS	NEUTRAL FOR PATRIOTS
Base	1501	729	772	159	258	276	248	213	347	467	120	914	179	213	391	277	499	333	218	261	313
EU needs tougher rules to control prices	64,6	67,2	62,2	51,9	56,2	63,4	73,1	64,8	71,5	59,1	65,7	67,3	65,7	71,6	68,9	68,1	61,1	62	60,3	66	61,2
National governments need to cut taxes to tackle high prices	58,8	60,1	57,6	34,1	56,1	61,4	61,7	62,1	66	52,9	59,5	61,7	63,9	58,4	60,9	56	59,4	57,7	56	68,1	56
Subsidies to non-Greek citizens overburden the state budget	36,4	40,5	32,5	23,3	30,4	35,5	38,6	37,8	45,1	32,3	36,1	38,5	57,2	43,7	49,9	43,3	22,9	34,8	37,9	56,7	41,3
Employers' contributions should be reduced to stimulate entrepreneurship	27,1	28,6	25,7	17,3	35	31,1	32,8	25,9	19,3	25,6	28,8	27,7	32,5	43,6	38,6	28,9	19,9	23	31,2	35,7	26,9
The free market is the best solution to deal with Price Increases	15,5	18,8	12,4	12,2	15,3	18,8	15,5	10,4	17,6	9,8	16,4	18,3	24,3	19,9	21,9	16,9	10,9	13,6	16,3	19,7	18,9
The European Union is helping national governments tackle high prices	12,3	13,5	11	9,4	11,4	10,6	11,6	7,6	18,9	9,3	13,5	13,6	16,2	14,4	15,2	17,3	10,5	7,2	13,7	17,4	9,9
																					26



# Dominant perceptions about **ECONOMY**

I will read you some sentences and I would like you to tell me about each of them whether you agree or disagree.

Total respondents (N=1501)



**Average 61,5%**



### **iii. INSTITUTIONS/JUSTICE**

**Degree of agreement with each statement**

# Dominant perceptions about INSTITUTIONS/JUSTICE

I will read you some sentences and I would like you to tell me about each of them whether you agree or disagree.

Total respondents (N=1501)


■ Totally Agree
■ Rather Agree
■ Rather Disagree
■ Totally Disagree
■ DK/DA
Totally/Rather Agree

Penalties for serious crimes must be tightened

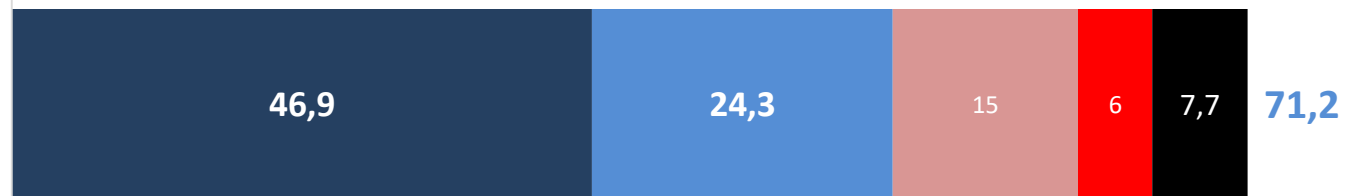


Average 57,8%

We need more neighborhood policing



Justice must work faster, even with fewer guarantees for defendants

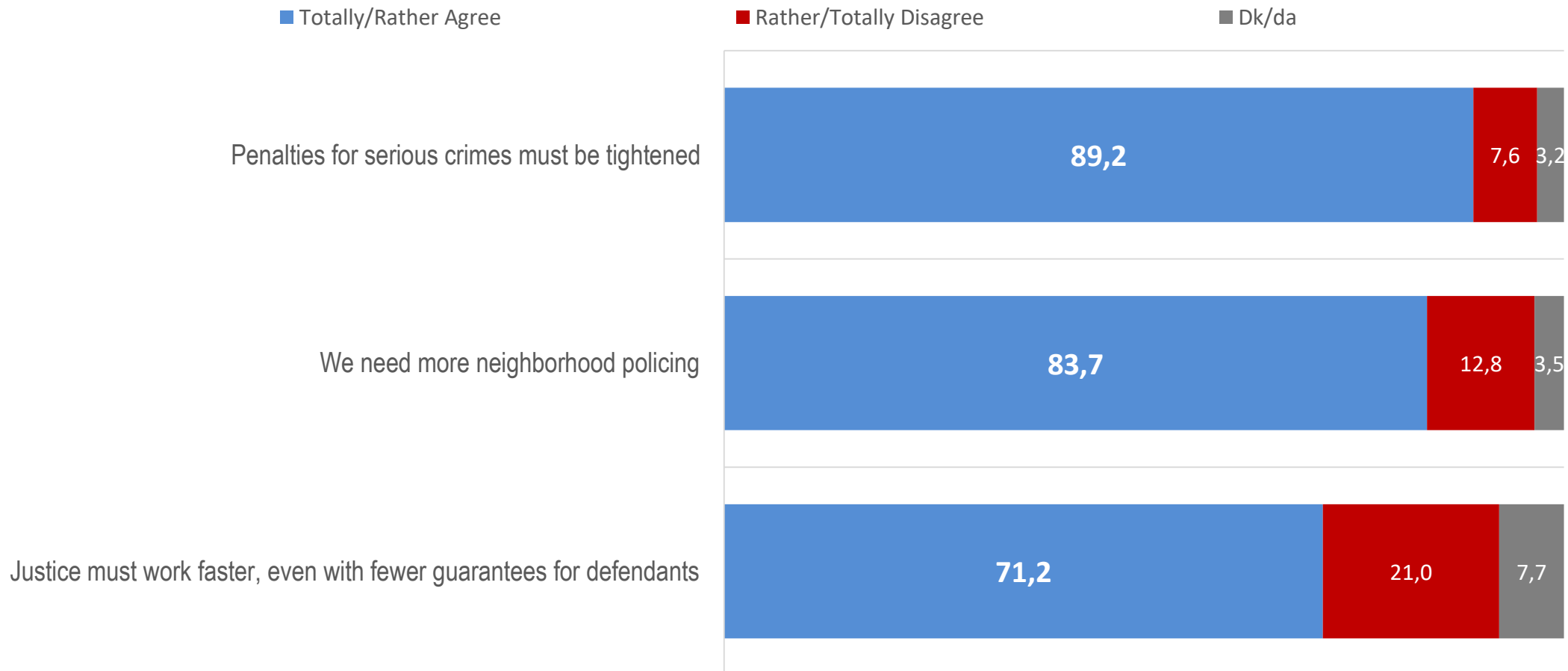


	===GENDER===			===AGE===						===AREA===			===POLITICAL VIEW===									
	TOTAL	MALE	FEMALE	17-24	25-34	35-44	45-54	55-64	65+	ATHENS	THESSA/ LONIKI	REST Greece	RIGHT	CENTER RIGHT	TOTAL RIGHT	CENTER	TOTAL LEFT	NONE/ DK/DA	FAMILIAR WITH PATRIOTS	POSITIVE FOR PATRIOTS	NEUTRAL FOR PATRIOTS	
Base	1501	729	772	159	258	276	248	213	347	467	120	914	179	213	391	277	499	333	218	261	313	
Penalties for serious crimes must be tightened	69,6	70,8	68,4	57,5	59,7	68,5	73,7	73,1	78,1	66,2	70	71,2	85,4	77,2	80,9	69,6	59	72,1	62,7	77,6	70,3	
We need more neighborhood policing	57,1	58,1	56,1	30,5	46,3	58,2	66,3	59,4	68,3	53,6	61,5	58,3	78,8	69,1	73,5	60,1	41,5	58,6	50,5	69,4	60,7	
Justice must work faster, even with fewer guarantees for defendants	46,9	47,4	46,4	31,2	44,6	45,6	47,3	44,4	58	42,9	55,9	47,8	67,3	58,4	62,4	45,4	39,1	41,6	48,6	53,8	52	

# Dominant perceptions about INSTITUTIONS/JUSTICE

I will read you some sentences and I would like you to tell me about each of them whether you agree or disagree.

Total respondents (N=1501)





## **IV. CRIME/SECURITY**

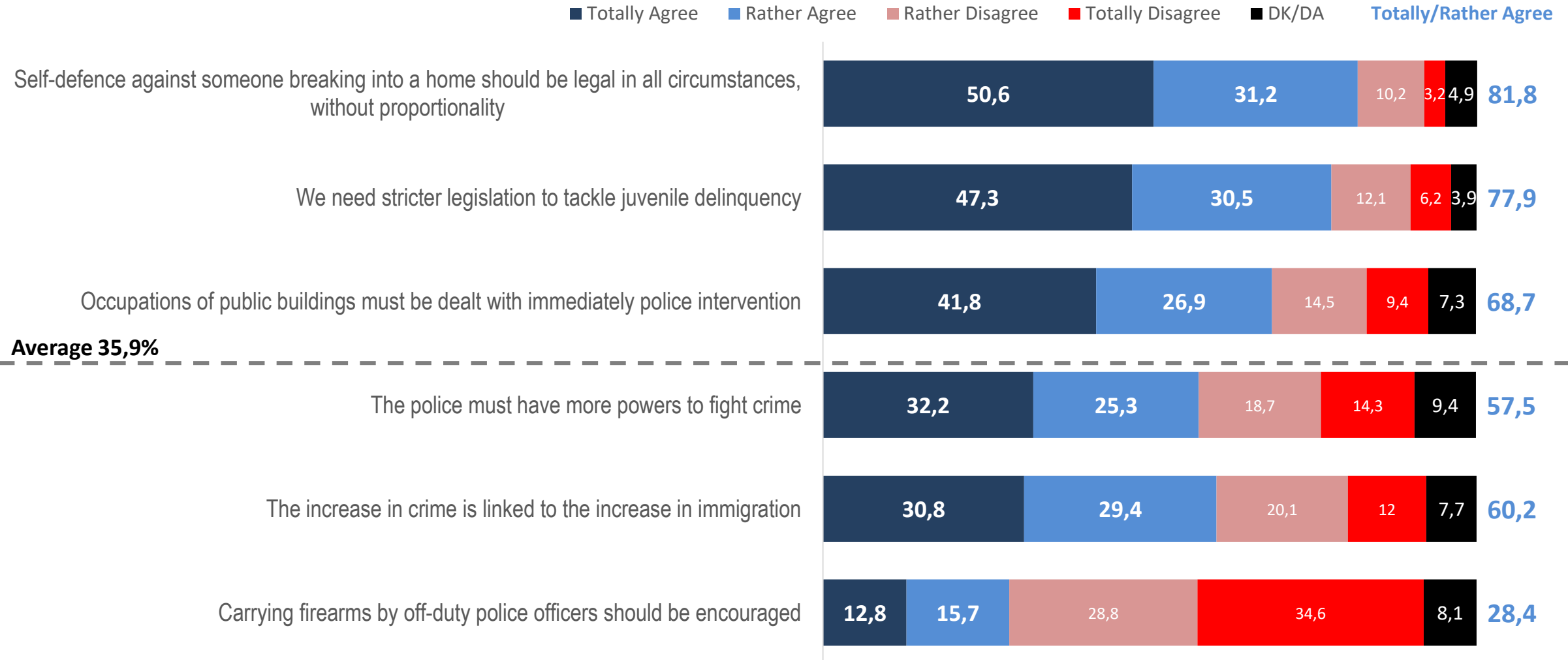
**Degree of agreement with each statement**



# Dominant perceptions about **CRIME/SECURITY**

I will read you some sentences and I would like you to tell me about each of them whether you agree or disagree.

Total respondents (N=1501)



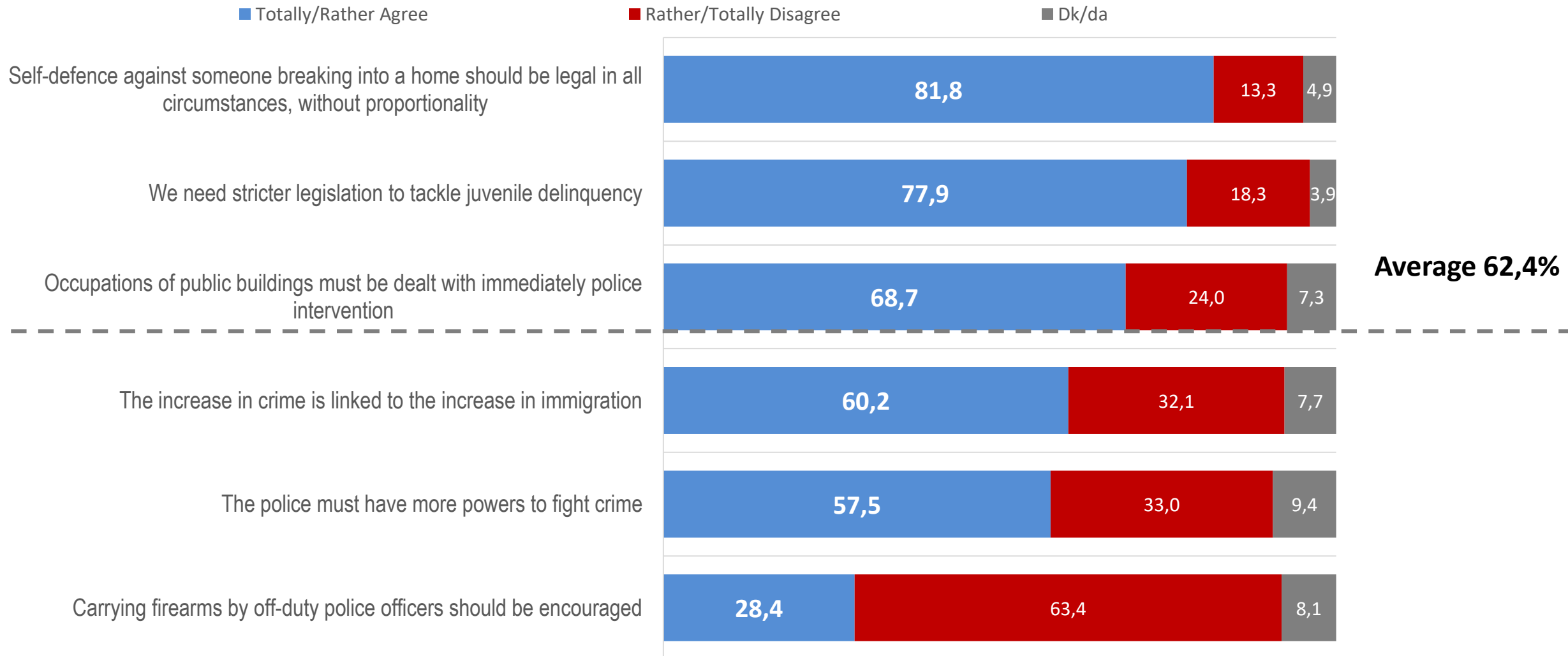
	TOTAL	===GENDER===		===AGE===						===AREA===			===POLITICAL VIEW===								
		MALE	FEMALE	17-24	25-34	35-44	45-54	55-64	65+	ATHENS	THESSA/ LONIKI	REST Greece	RIGHT	CENTER RIGHT	TOTAL RIGHT	CENTER	TOTAL LEFT	NONE/ DK/DA	FAMILIAR WITH PATRIOTS	POSITIVE FOR PATRIOTS	NEUTRAL FOR PATRIOTS
Base	1501	729	772	159	258	276	248	213	347	467	120	914	179	213	391	277	499	333	218	261	313
Self-defence against someone breaking into a home should be legal in all circumstances, without proportionality	50,6	54,5	46,8	41,4	48,1	44,2	49,6	56,2	58,8	47,3	53,5	51,8	69	48,7	58	49	39,4	59,9	42	62,5	54,3
We need stricter legislation to tackle juvenile delinquency	47,3	49,3	45,5	37,7	42,6	49,1	51,8	41,3	54,4	43,9	48,8	48,9	66,1	63	64,4	47,6	35,5	44,8	50,5	64,9	47,6
Occupations of public buildings must be dealt with immediately police intervention	41,8	46,1	37,8	17	34,9	40,1	49,7	42,1	54	38,4	44,4	43,3	70,8	59,6	64,7	48,2	25,8	33,8	43,2	64,5	42,6

		===GENDER===		===AGE===						===AREA===			===POLITICAL VIEW===									
	TOTAL	MALE	FEMALE	17-24	25-34	35-44	45-54	55-64	65+	ATHENS	THESSA/ LONIKI	REST Greece	RIGHT	CENTER RIGHT	TOTAL RIGHT	CENTER	TOTAL LEFT	NONE/ DK/DA	FAMILIAR WITH PATRIOTS	POSITIVE FOR PATRIOTS	NEUTRAL FOR PATRIOTS	
Base	1501	729	772	159	258	276	248	213	347	467	120	914	179	213	391	277	499	333	218	261	313	
The police must have more powers to fight crime	32,2	34,9	29,7	17,1	24,6	32,1	39	31,4	40,6	27,3	38,7	33,9	62,1	43,7	52,1	30,3	19,8	29,1	32,6	45,8	36,1	
The increase in crime is linked to the increase in immigration	30,8	34,6	27,2	16,1	29,1	31,7	34,9	27,6	37,1	29	32,5	31,5	52,9	42,9	47,5	31,2	17	31,7	37,5	52,6	34,2	
Carrying firearms by off-duty police officers should be encouraged	12,8	15,6	10,2	3,4	14,6	11,5	18,2	12,6	12,9	9,9	15,2	13,9	29,5	16,9	22,7	13,5	6,2	10,5	19,5	26,6	12,8	

# Dominant perceptions about **CRIME/SECURITY**

I will read you some sentences and I would like you to tell me about each of them whether you agree or disagree.

Total respondents (N=1501)





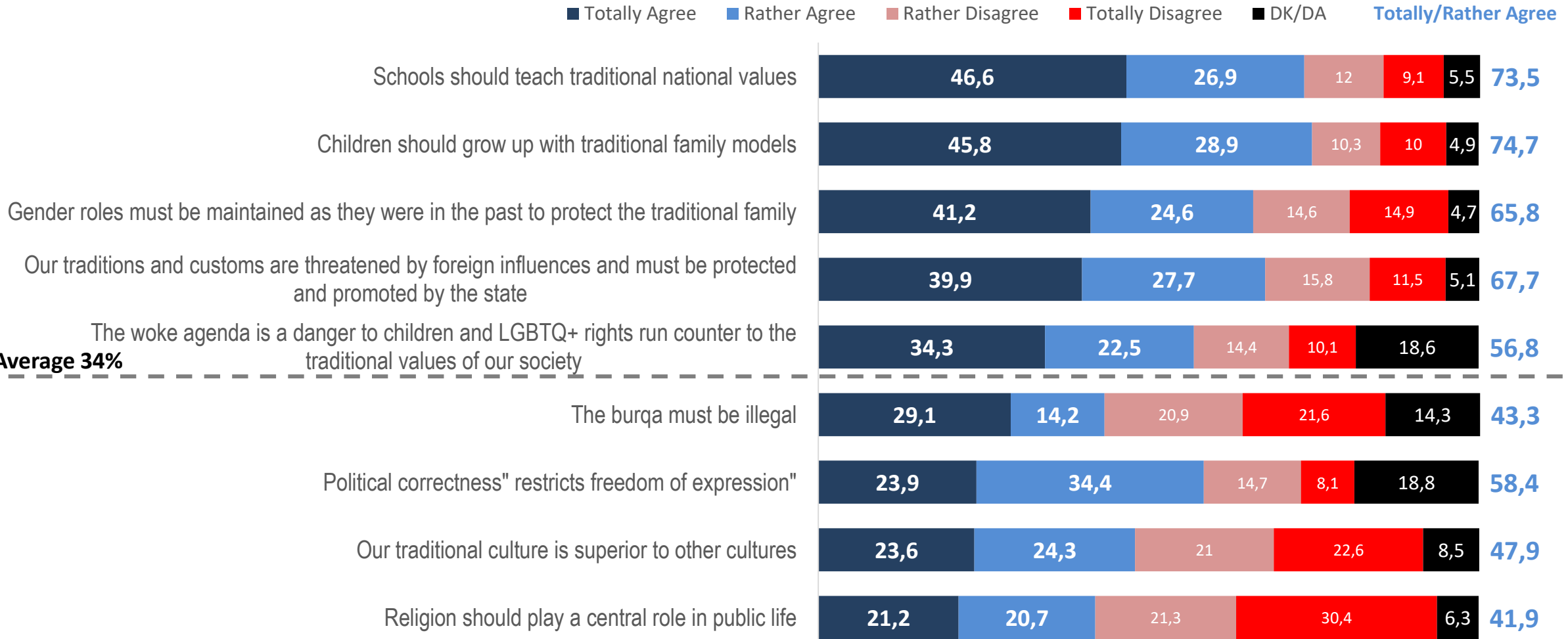
## V. SOCIAL ISSUES

Degree of agreement with each statement

# Dominant perceptions about SOCIAL ISSUES

I will read you some sentences and I would like you to tell me about each of them whether you agree or disagree.

Total respondents (N=1501)





# SOCIAL ISSUES- Top Box- Analysis based on Gender, Age, Area of Resident, Political View and Views on Patriots

		===GENDER===		===AGE===						===AREA===			===POLITICAL VIEW===								
	TOTAL	MALE	FEMALE	17-24	25-34	35-44	45-54	55-64	65+	ATHENS	THESSA/ LONIKI	REST Greece	RIGHT	CENTER RIGHT	TOTAL RIGHT	CENTER	TOTAL LEFT	NONE/ DK/DA	FAMILIAR WITH PATRIOTS	POSITIVE FOR PATRIOTS	NEUTRAL FOR PATRIOTS
Base	1501	729	772	159	258	276	248	213	347	467	120	914	179	213	391	277	499	333	218	261	313
Schools should teach traditional national values	46,6	52,5	41	32	37,5	43,2	48,5	48,8	60	38,3	45,1	51	77,3	52,6	63,9	45,6	29,6	52,6	45,5	70,8	55
Children should grow up with traditional family models	45,8	52,4	39,7	29,3	30,4	39,4	50,3	49,9	64,3	34,9	46,4	51,4	68,4	51,5	59,2	48,8	32,7	47,5	45,1	68,5	53
Gender roles must be maintained as they were in the past to protect the traditional family	41,2	48,5	34,4	24,5	35,7	34,9	45,3	40,1	55,9	31,5	39,4	46,5	70,9	53,2	61,3	42,8	25,1	40,7	47,3	71,6	42,7
Our traditions and customs are threatened by foreign influences and must be protected and promoted by the state	39,9	44,6	35,6	20	30,2	42	40,5	46,2	50,6	31,5	37,8	44,5	62,6	44,4	52,7	46,6	22,8	45,1	39,2	67,2	39,7

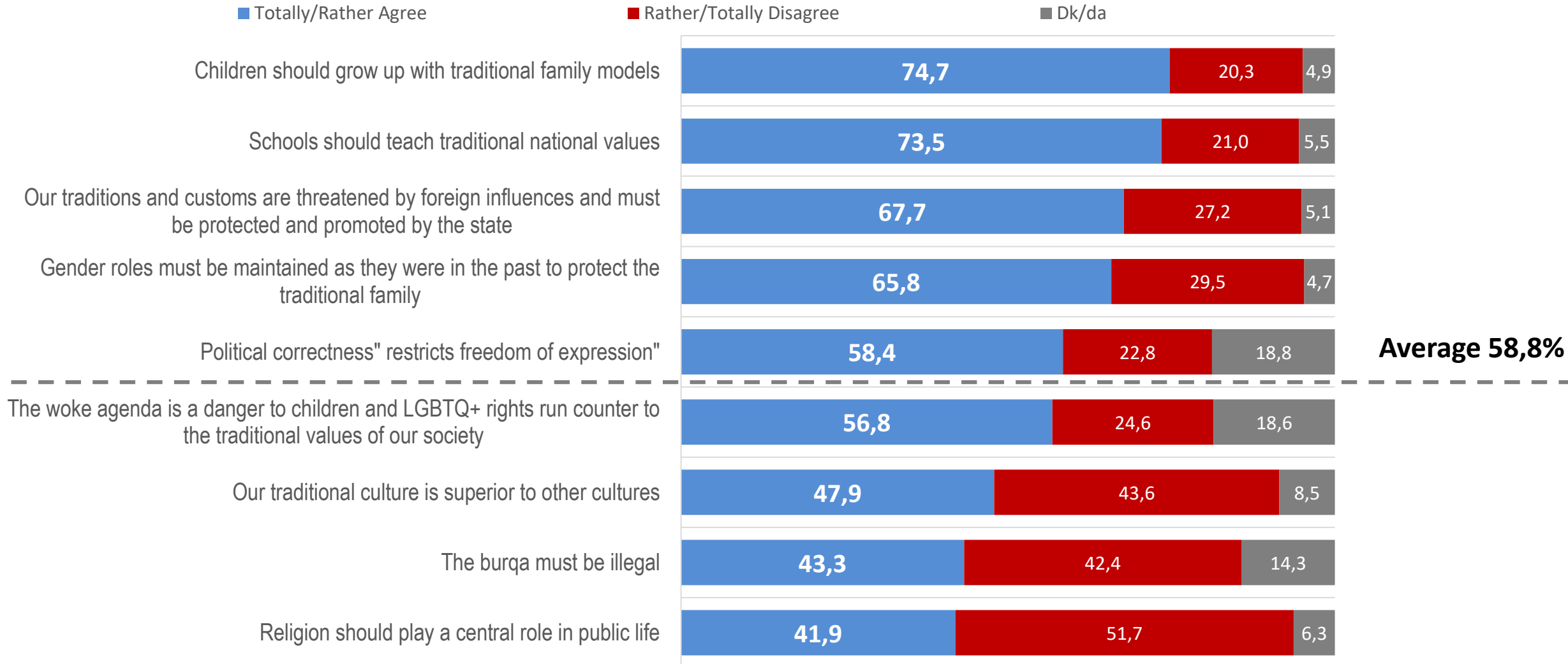
# SOCIAL ISSUES- Top Box- Analysis based on Gender, Age, Area of Resident, Political View and Views on Patriots

	===GENDER===			===AGE===						===AREA===			===POLITICAL VIEW===								
	TOTAL	MALE	FEMALE	17-24	25-34	35-44	45-54	55-64	65+	ATHENS	THESSA/ LONIKI	REST Greece	RIGHT	CENTER RIGHT	TOTAL RIGHT	CENTER	TOTAL LEFT	NONE/ DK/DA	FAMILIAR WITH PATRIOTS	POSITIVE FOR PATRIOTS	NEUTRAL FOR PATRIOTS
Base	1501	729	772	159	258	276	248	213	347	467	120	914	179	213	391	277	499	333	218	261	313
The woke agenda is a danger to children and LGBTQ+ rights run counter to the traditional values of our society	34,3	44,3	24,8	18,5	27,5	36,6	40,5	30,9	42,5	25,2	35,1	38,9	57,6	51,4	54,2	33,3	20,2	33	36	60,3	32,4
The burqa must be illegal	29,1	33,8	24,8	11	20,8	24,4	27,8	35,3	44,6	26,1	29,9	30,6	43,4	30,9	36,6	37,1	23,3	22,5	26,9	41,4	29,5
"Political correctness" restricts freedom of expression"	23,9	26,9	21,1	16,6	26,2	27,6	29,2	19,4	21,7	22,2	29,2	24,1	33,5	28,4	30,7	26,5	15,5	26,5	30,5	35,6	25,1
Our traditional culture is superior to other cultures	23,6	23,3	23,9	16,5	15,7	22,2	25,8	24,7	31,7	16,6	22,3	27,4	42,5	21,9	31,3	22,2	17,2	25,4	22,3	34,9	24,3
Religion should play a central role in public life	21,2	22,8	19,6	13	17,6	22,9	22,8	20,1	25,8	13,5	21,8	25	40	27,1	33	23	10,7	21,5	22,3	37,8	19

# Dominant perceptions about SOCIAL ISSUES

I will read you some sentences and I would like you to tell me about each of them whether you agree or disagree.

Total respondents (N=1501)





## **VI. NATIONAL ISSUES**

**Degree of agreement with each statement**

# Dominant perceptions about NATIONAL ISSUES

I will read you some sentences and I would like you to tell me about each of them whether you agree or disagree.

Total respondents (N=1501)

■ Totally Agree  
 ■ Rather Agree  
 ■ Rather Disagree  
 ■ Totally Disagree  
 ■ DK/DA  
 ■ **Totally/Rather Agree**

Our country must have a more dynamic foreign policy



National sovereignty is more important than European policies



Border protection is more important than international conventions



**Average 41,7%**

Our national security is more important than international agreements



International organisations must not interfere in the internal affairs of the country



Defence spending needs to be increased across Europe



# NATIONAL ISSUES- Top Box- Analysis based on Gender, Age, Area of Resident, Political View and Views on Patriots

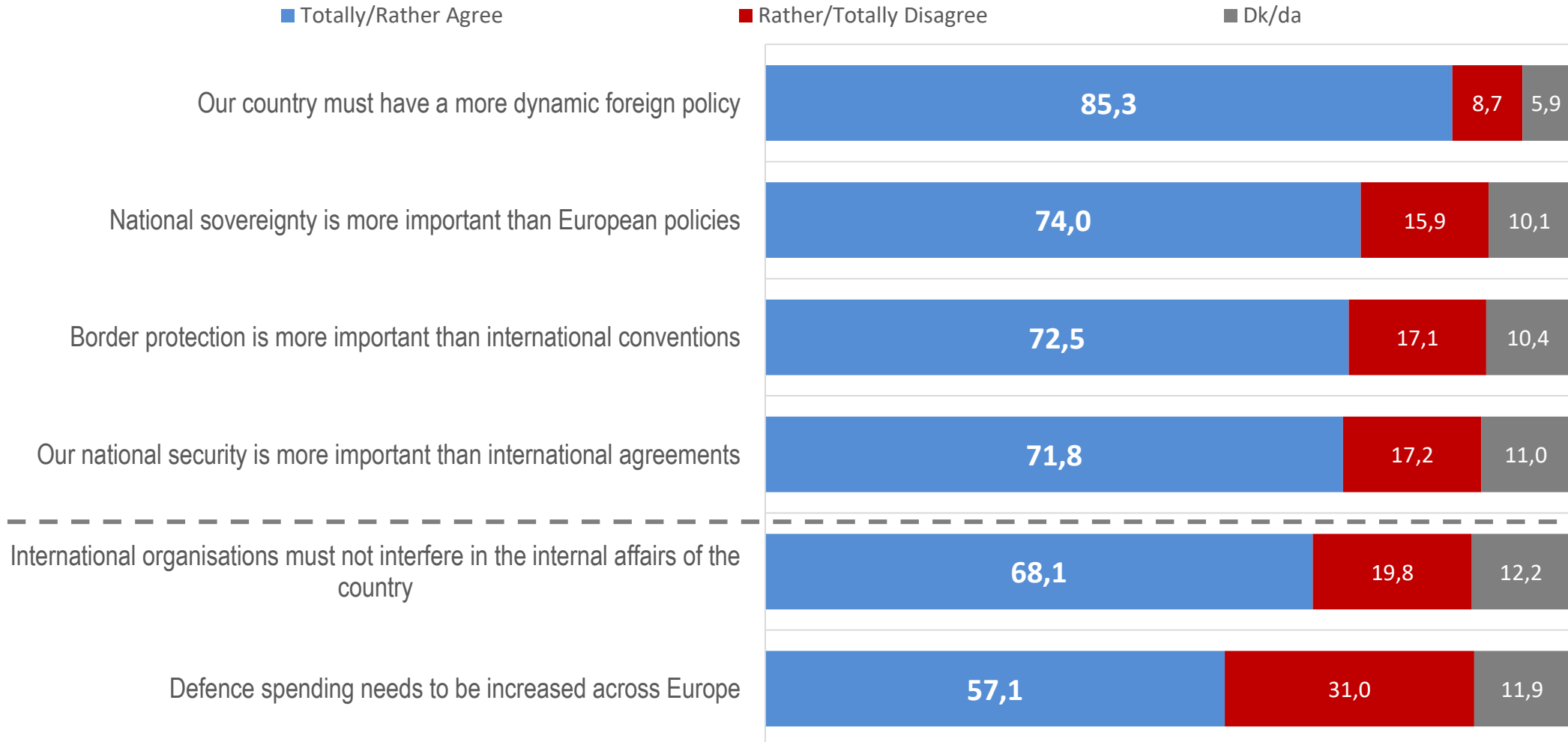
	===GENDER===			===AGE===						===AREA===			===POLITICAL VIEW===								
	TOTAL	MALE	FEMALE	17-24	25-34	35-44	45-54	55-64	65+	ATHENS	THESSA LONIKI	REST Greece	RIGHT	CENTER RIGHT	TOTAL RIGHT	CENTER	TOTAL LEFT	NONE/ DK/DA	FAMILIAR WITH PATRIOTS	POSITIVE FOR PATRIOTS	NEUTRAL FOR PATRIOTS
Base	1501	729	772	159	258	276	248	213	347	467	120	914	179	213	391	277	499	333	218	261	313
Our country must have a more dynamic foreign policy	55,6	62,7	48,8	33,4	43,7	51,6	60,5	62,9	69,6	48,7	58,6	58,7	79,2	52,2	64,5	61,6	42,2	60	56,3	71,6	55,4
National sovereignty is more important than European policies	45,1	57	33,8	14,5	29	36,8	51	58,4	65,3	37	48,2	48,8	68,7	54,7	61,1	49,1	34,4	39	40,6	64,3	48,8
Border protection is more important than international conventions	42,7	49,7	36,2	18,4	30,1	37,2	50,4	47,3	59,4	38,2	49,4	44,1	66,8	51,4	58,4	44,6	29,7	42,3	38,8	63,5	47,6
Our national security is more important than international agreements	40	48,8	31,6	13,2	25,6	34,4	45,1	52	56,3	32	42,9	43,6	60,1	45,9	52,4	46,6	27,2	39	37,9	60,3	44,9
International organisations must not interfere in the internal affairs of the country	34,2	42,1	26,8	16,7	25,3	32,2	41,2	41,6	41	30	34,3	36,4	51,6	32,3	41,1	39,2	26,5	33,7	35,7	53,6	36,9
Defence spending needs to be increased across Europe	32,3	37,2	27,7	17,8	27,6	29	33,9	36,5	41,3	24,5	35,3	35,9	56,3	41,4	48,2	43,2	17,4	26,8	35,4	48,3	35,9



# Dominant perceptions about NATIONAL ISSUES

I will read you some sentences and I would like you to tell me about each of them whether you agree or disagree.

Total respondents (N=1501)



**Average 71,5%**





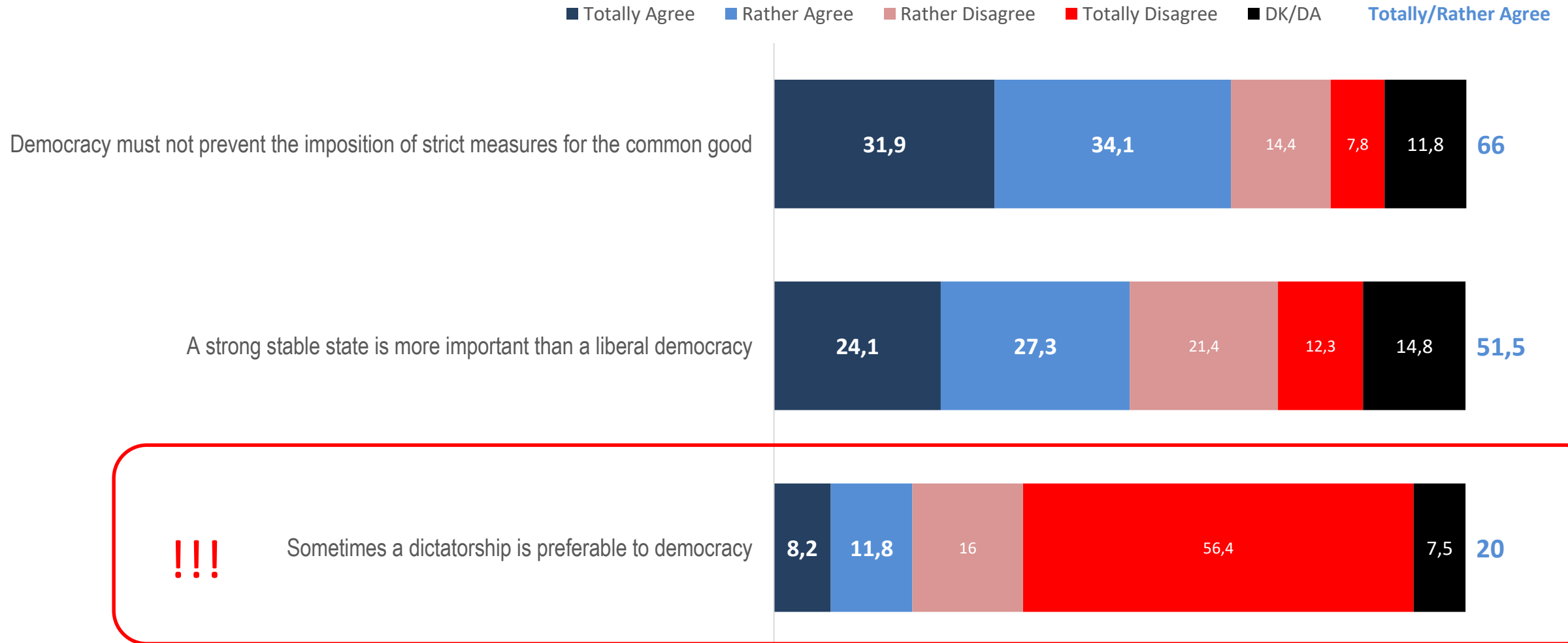
## 4 i. ISSUES ABOUT POLITICS

Degree of agreement with each statement

# Dominant perceptions about ISSUES ABOUT POLITICS

I will read you some sentences and I would like you to tell me about each of them whether you agree or disagree.

Total respondents (N=1501)



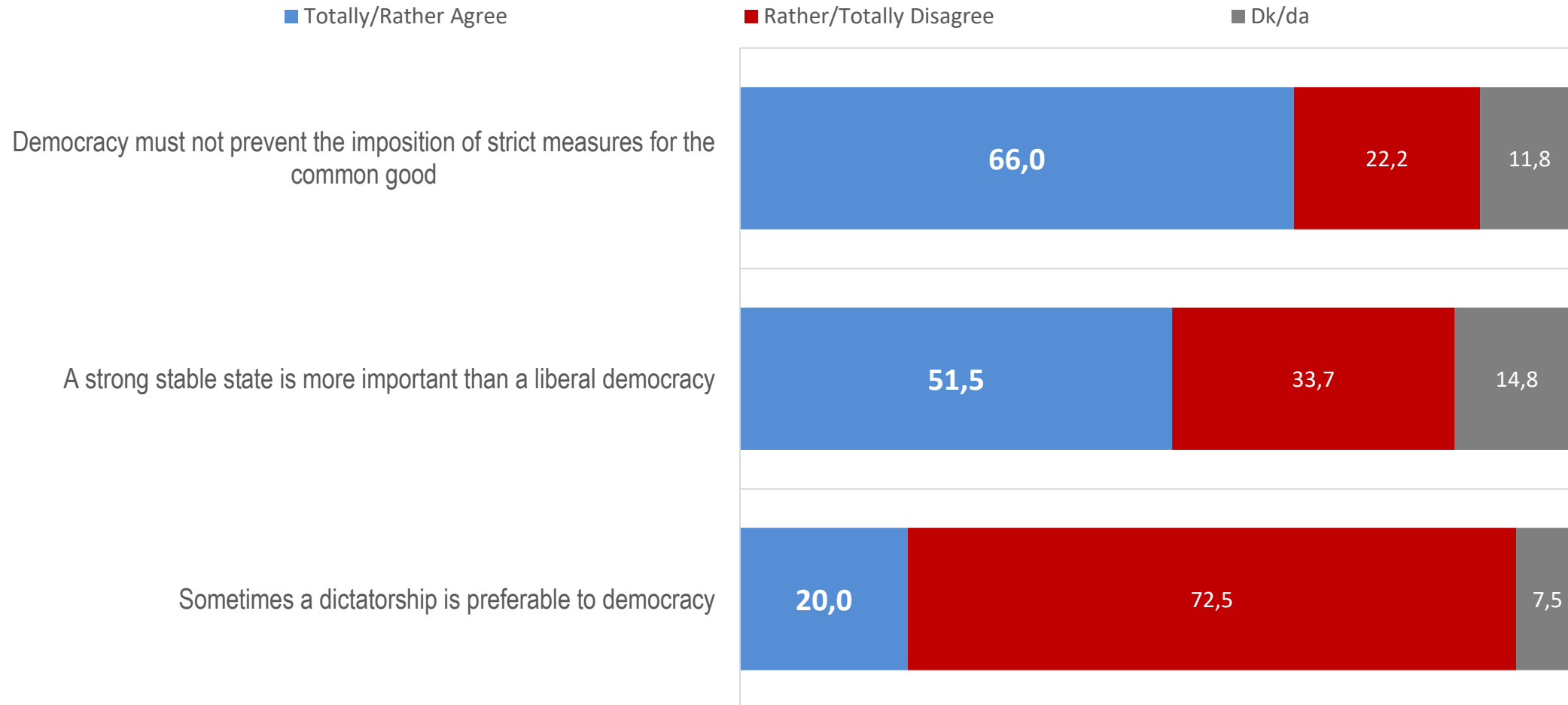
# ISSUES ABOUT POLITICS- Top Box- Analysis based on Gender, Age, Area of Resident, Political View and Views on Patriots

	===GENDER===			===AGE===						===AREA===			===POLITICAL VIEW===						FAMILIAR WITH PATRIOTS	POSITIVE FOR PATRIOTS	NEUTRAL FOR PATRIOTS
	TOTAL	MALE	FEMALE	17-24	25-34	35-44	45-54	55-64	65+	ATHENS	THESSALONIKI	REST Greece	RIGHT	CENTER RIGHT	TOTAL RIGHT	CENTER	TOTAL LEFT	NONE/DK/DA			
Base	1501	729	772	159	258	276	248	213	347	467	120	914	179	213	391	277	499	333	218	261	313
Democracy must not prevent the imposition of strict measures for the common good	31,9	35,6	28,4	23,4	24,5	27	38,7	35,4	38,2	25,9	30,2	35,2	50,7	40	44,8	34	21	31,3	31,5	44,8	33
A strong stable state is more important than a liberal democracy	24,1	30	18,6	16,8	17,3	21,9	28	28,5	29	18,8	22,9	27,1	44,9	24,8	34	26,1	17,2	21,3	25,2	42,2	25,4
Sometimes a dictatorship is preferable to democracy	8,2	9,8	6,8	3,9	11,1	8,8	14,3	6,7	4,3	6,1	11,4	8,9	24,1	11,1	17	5,2	2,8	8,6	17,7	24	9,3

# Dominant perceptions about **ISSUES ABOUT POLITICS**

*I will read you some sentences and I would like you to tell me about each of them whether you agree or disagree.*

Total respondents (N=1501)





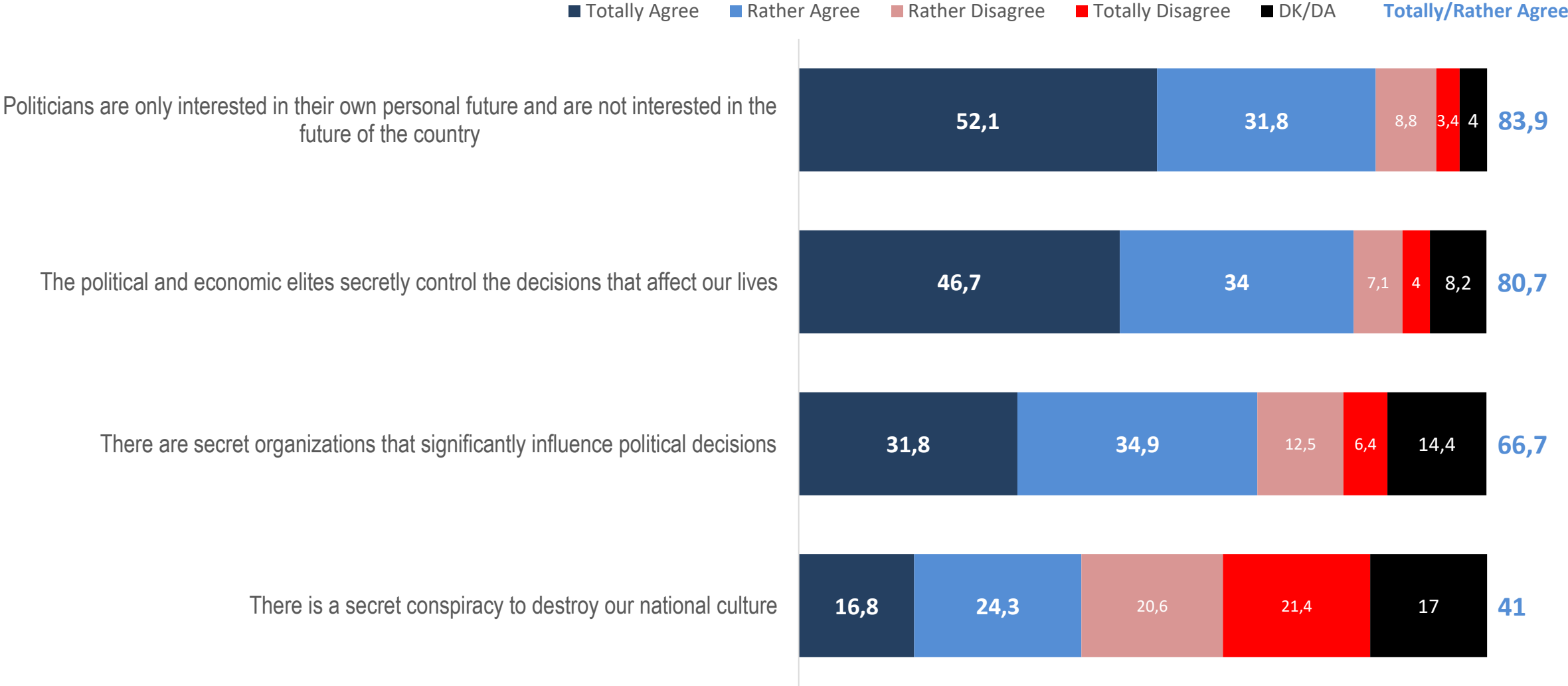
## 4 ii. ISSUES ABOUT POLITICIANS

Degree of agreement with each statement

# Dominant perceptions about ISSUES ABOUT POLITICIANS

I will read you some sentences and I would like you to tell me about each of them whether you agree or disagree.

Total respondents (N=1501)





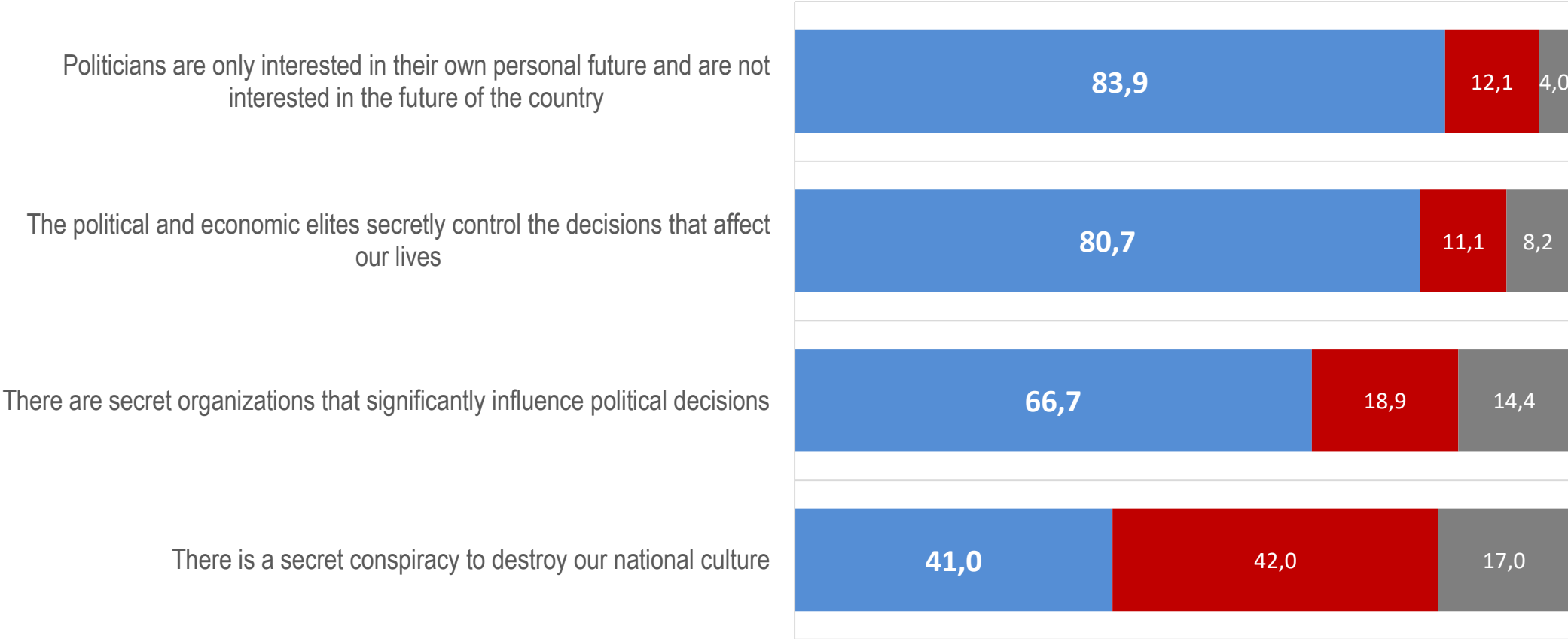
	===GENDER===			===AGE===						===AREA===			===POLITICAL VIEW===								
	TOTAL	MALE	FEMALE	17-24	25-34	35-44	45-54	55-64	65+	ATHENS	THESSA/ LONIKI	REST Greece	RIGHT	CENTER RIGHT	TOTAL RIGHT	CENTER	TOTAL LEFT	NONE/ DK/DA	FAMILIAR WITH PATRIOTS	POSITIVE FOR PATRIOTS	NEUTRAL FOR PATRIOTS
Base	1501	729	772	159	258	276	248	213	347	467	120	914	179	213	391	277	499	333	218	261	313
Politicians are only interested in their own personal future and are not interested in the future of the country	52,1	51,5	52,7	46,5	54,4	54,2	57,4	53,3	46,8	48,5	57,5	53,2	47,4	53,8	50,9	48,6	50,2	59,4	50,9	57,6	53,3
The political and economic elites secretly control the decisions that affect our lives	46,7	51,3	42,2	33,5	38,8	43	54,5	49,8	53,9	40,6	48,7	49,5	52,6	37,8	44,6	47,8	44,1	51,9	42,4	60,1	42,9
There are secret organizations that significantly influence political decisions	31,8	34,9	28,8	22,1	30,9	34,2	32,9	33,9	32,7	27,5	34,7	33,5	37,6	33,6	35,4	36,5	25,6	32,7	33,1	47,6	35,4
There is a secret conspiracy to destroy our national culture	16,8	17,8	15,8	9,9	13,9	17	24,5	17	16,1	10,4	22,8	19,2	31,3	14,6	22,2	15	10,5	21,3	19,6	36,9	18,6

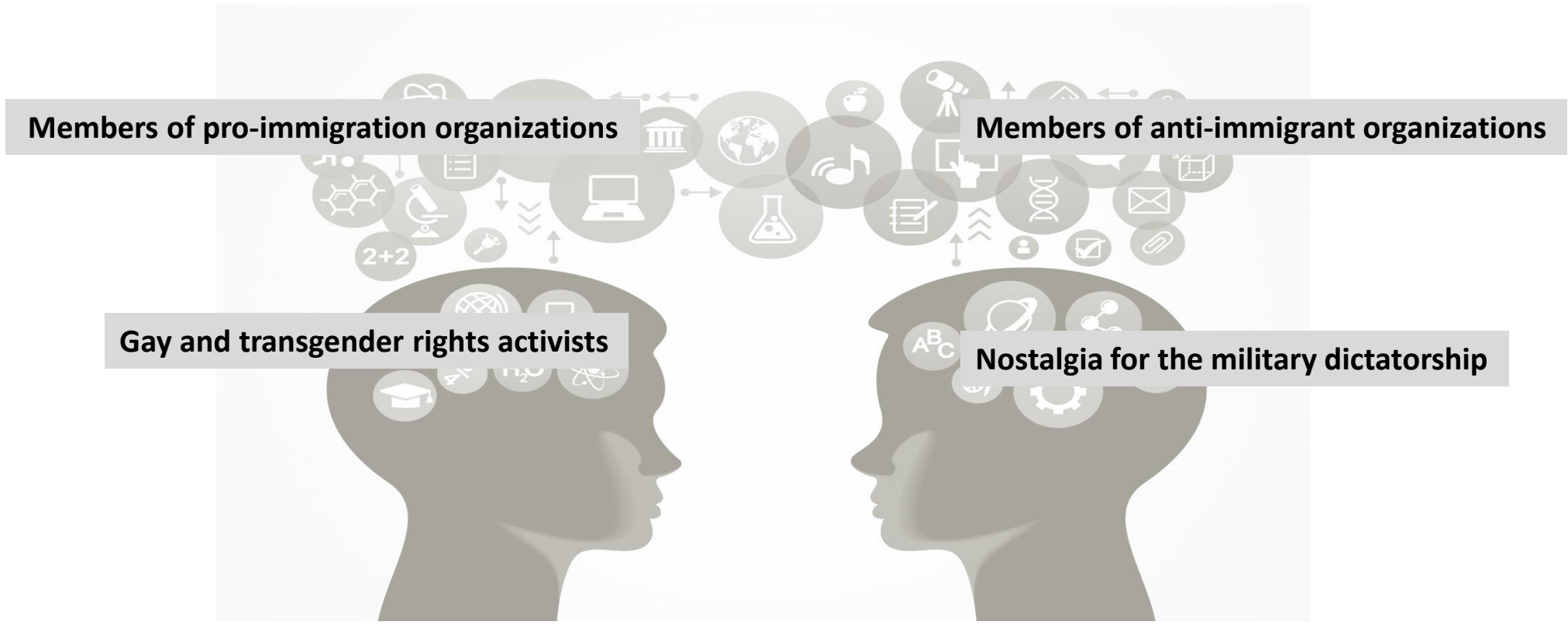
# Dominant perceptions about ISSUES ABOUT POLITICIANS

I will read you some sentences and I would like you to tell me about each of them whether you agree or disagree.

Total respondents (N=1501)

■ Totally/Rather Agree      ■ Rather/Totally Disagree      ■ Dk/da





# 5. ISSUES ABOUT SPECIFIC GROUPS

Degree of Agreement about different groups of people who share common ideas

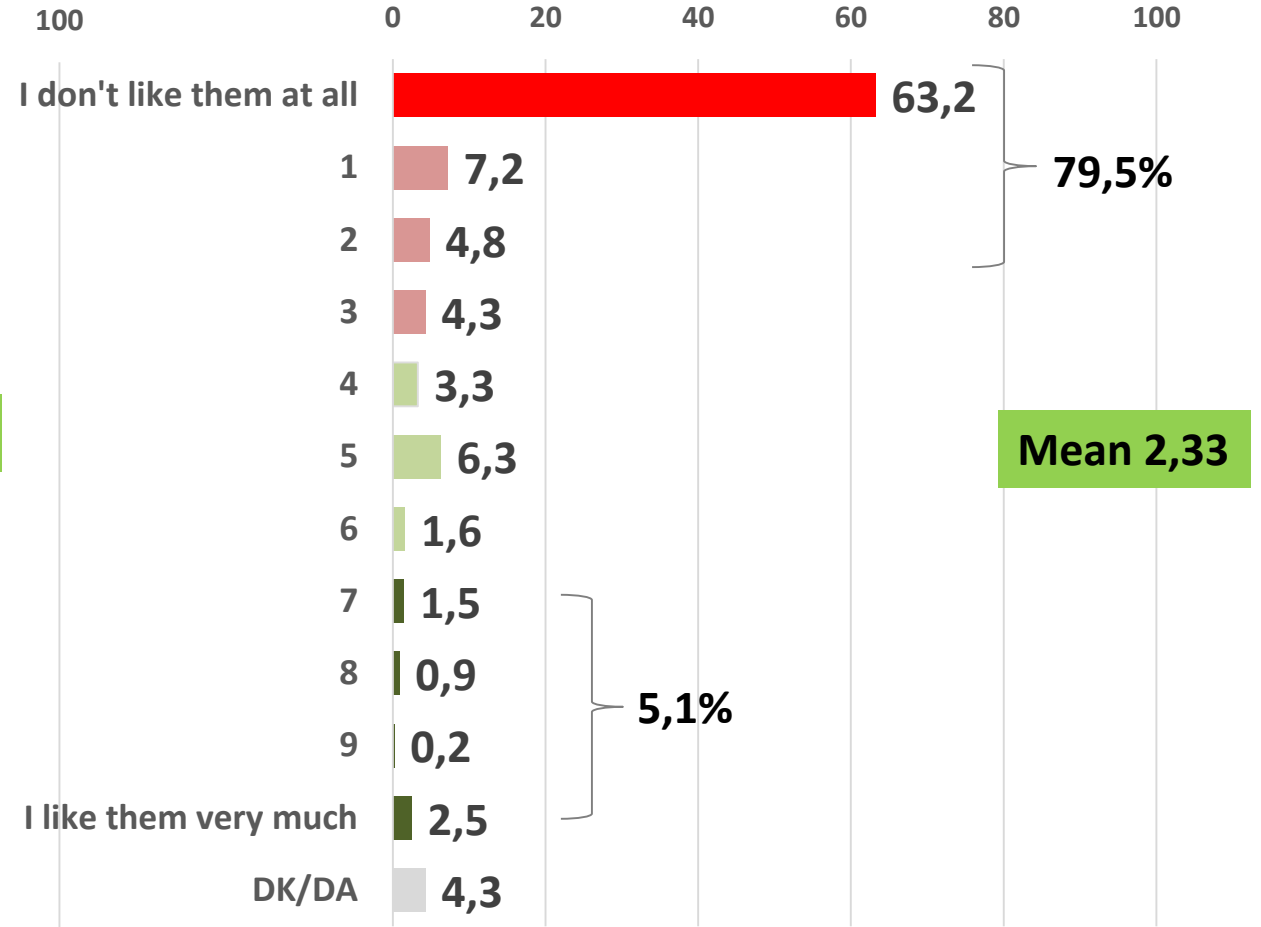
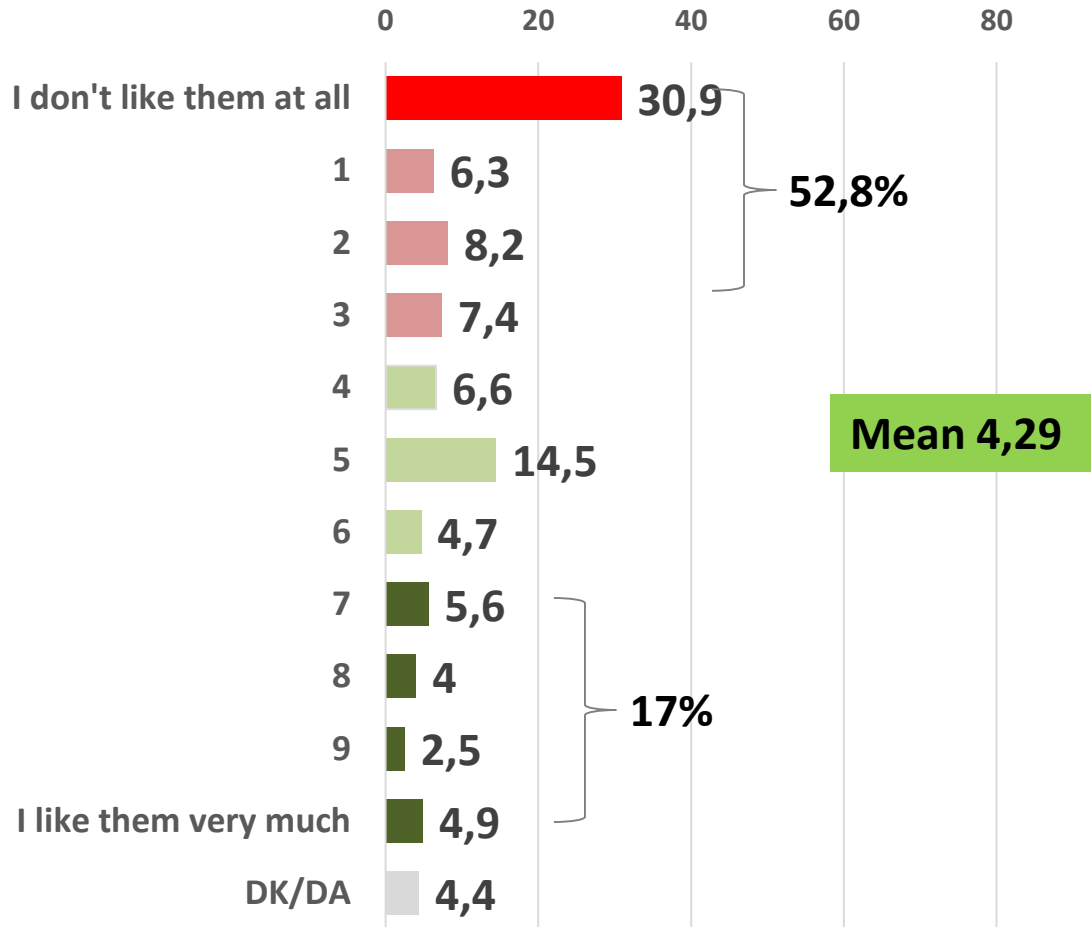
# Degree of Agreement about different groups of people who share common ideas

I will mention different groups of people who share a common ideas and I would like you to tell me how much you like or dislike them, on a scale of 0 to 10, where 0 indicates that you do not like them at all and 10 that you like them very much.

## Gay and transgender rights activists

Total respondents (N=1501)

## Nostalgia for the military dictatorship



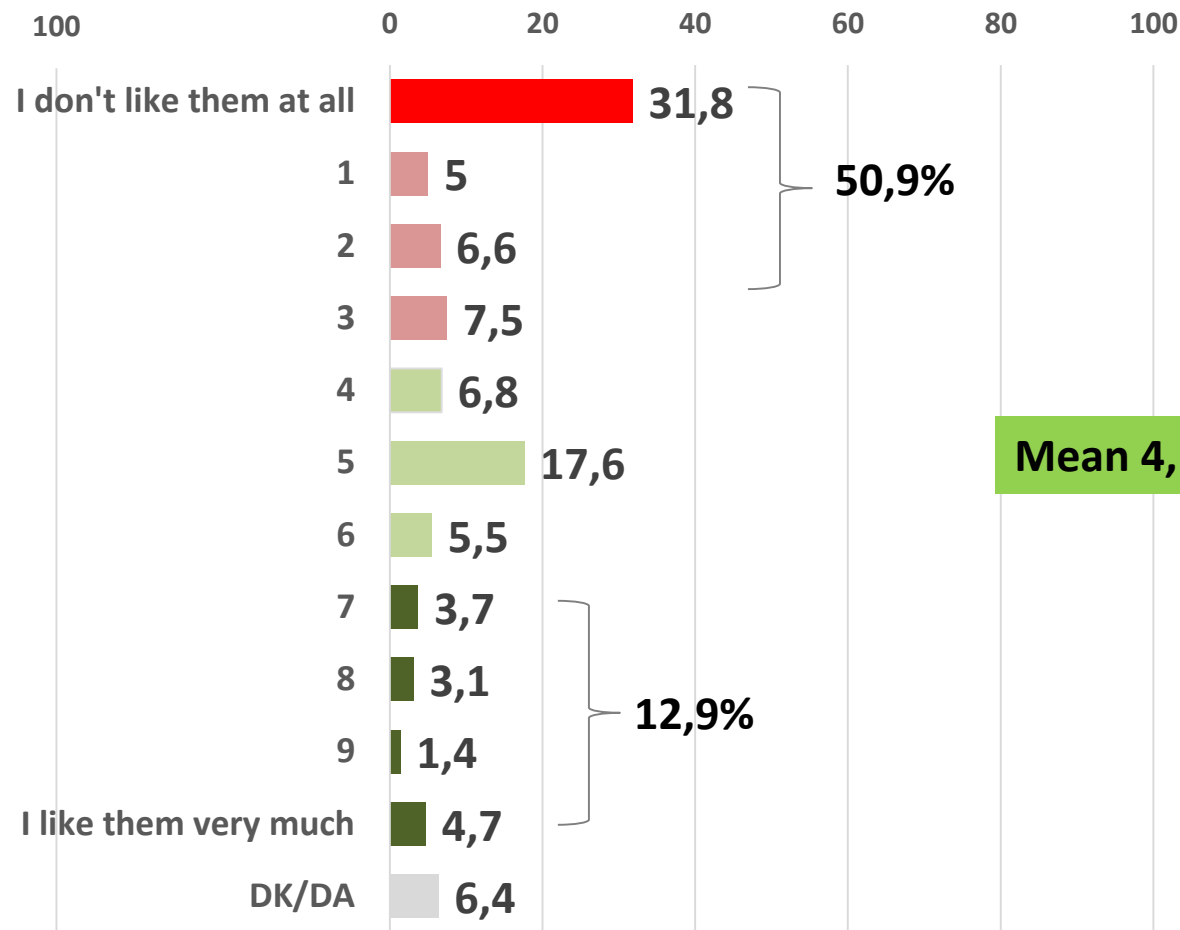
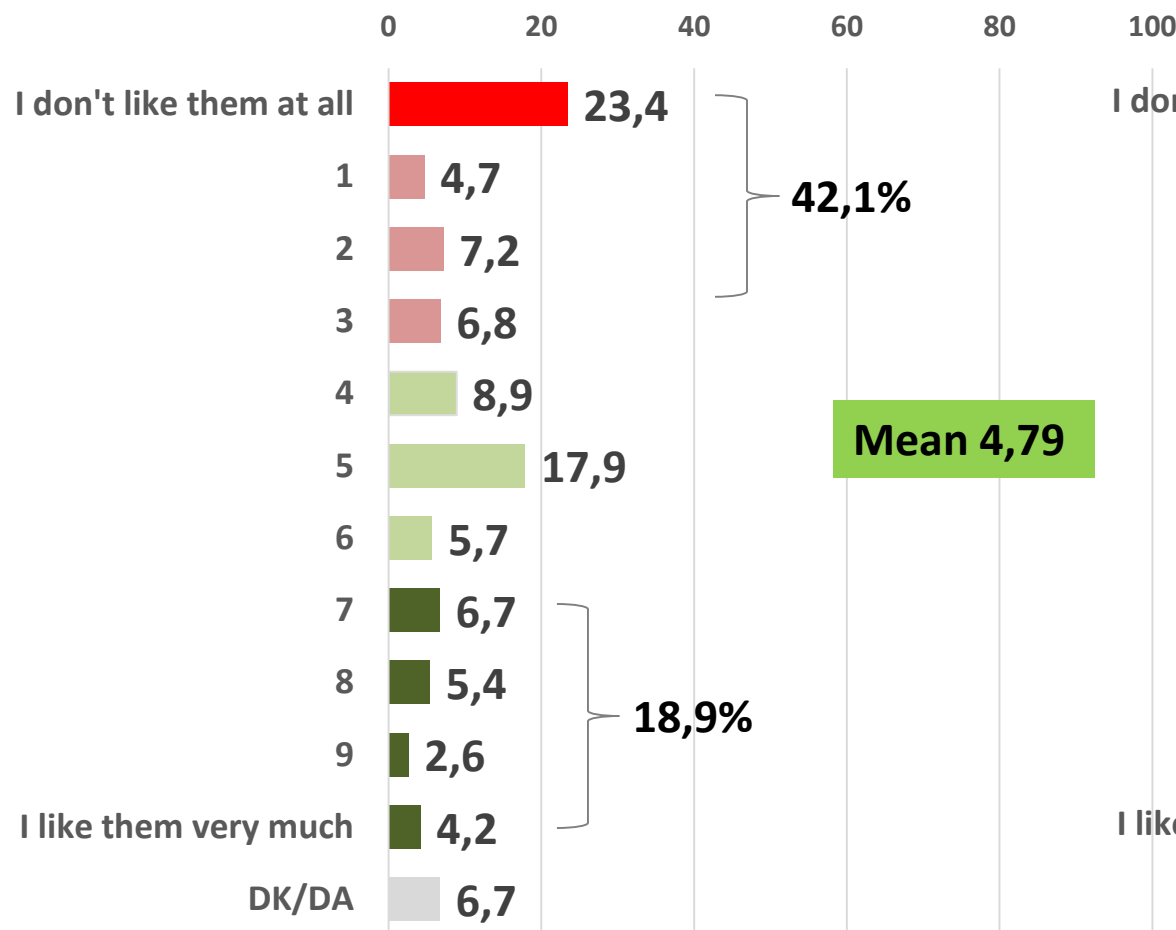
# Degree of Agreement about different groups of people who share common ideas

I will mention different groups of people who share a common ideas and I would like you to tell me how much you like or dislike them, on a scale of 0 to 10, where 0 indicates that you do not like them at all and 10 that you like them very much.

## Members of pro-immigration organizations

Total respondents (N=1501)

## Members of anti-immigrant organizations



# Degree of Agreement about different groups of people who share common ideas

scale of 0 to 10, where 0 indicates that you do not like them at all and 10 that you like them very much.

## Gay and transgender rights activists

	===GENDER===		===AGE===						===AREA===			===POLITICAL VIEW===									
	MALE	FEMALE	17-24	25-34	35-44	45-54	55-64	65+	ATHENS	THESSALONIKI	REST	RIGHT	CENTER RIGHT	TOTAL RIGHT	CENTER	TOTAL LEFT	NONE/DK/DA	PATRIOTS	POSITIVE FOR PATRIOTS	NEUTRAL FOR PATRIOTS	
<b>MEAN</b>	<b>4,29</b>	3,92	4,66	5,17	4,94	4,03	4,02	4,25	3,85	4,93	4,31	3,96	2,75	3,78	3,31	4,33	5,62	3,23	4,73	2,89	3,68

## Nostalgia for the military dictatorship

	===GENDER===		===AGE===						===AREA===			===POLITICAL VIEW===									
	MALE	FEMALE	17-24	25-34	35-44	45-54	55-64	65+	ATHENS	THESSALONIKI	REST	RIGHT	CENTER RIGHT	TOTAL RIGHT	CENTER	TOTAL LEFT	NONE/DK/DA	PATRIOTS	POSITIVE FOR PATRIOTS	NEUTRAL FOR PATRIOTS	
<b>MEAN</b>	<b>2,33</b>	2,34	2,33	2,72	2,67	2,53	2,38	2,22	1,81	2,27	2,37	2,36	4,27	2,77	3,45	1,9	1,77	2,2	3,17	3,74	2,64

## Members of pro-immigration organizations

	===GENDER===		===AGE===						===AREA===			===POLITICAL VIEW===									
	MALE	FEMALE	17-24	25-34	35-44	45-54	55-64	65+	ATHENS	THESSALONIKI	REST	RIGHT	CENTER RIGHT	TOTAL RIGHT	CENTER	TOTAL LEFT	NONE/DK/DA	PATRIOTS	POSITIVE FOR PATRIOTS	NEUTRAL FOR PATRIOTS	
<b>MEAN</b>	<b>4,79</b>	4,46	5,11	5,28	5,05	4,4	4,08	4,73	5,24	4,97	4,44	4,74	3,53	3,82	3,69	4,8	6,05	4,02	5,17	3,56	3,99

## Members of anti-immigrant organizations

	===GENDER===		===AGE===						===AREA===			===POLITICAL VIEW===									
	MALE	FEMALE	17-24	25-34	35-44	45-54	55-64	65+	ATHENS	THESSALONIKI	REST	RIGHT	CENTER RIGHT	TOTAL RIGHT	CENTER	TOTAL LEFT	NONE/DK/DA	PATRIOTS	POSITIVE FOR PATRIOTS	NEUTRAL FOR PATRIOTS	
<b>MEAN</b>	<b>4,19</b>	4,28	4,1	3,99	4,35	4,15	4,18	4,29	4,15	4,11	3,94	4,27	6,25	4,49	5,29	4,04	3,36	4,34	4,71	5,81	4,66

- There is room for improvement in the awareness of the Patriots for Europe group. Younger ages, residents of Athens and those who identify themselves as right-wing show the highest percentages.
- 17% of the Greek citizens have a positive opinion of the Patriots for Europe group, while 21% express a neutral position and 32% do not know them. Negative opinions are at 30%.
- Higher percentages of positive opinions are expressed by men, those aged 45-54 and those who belong to the right. The lowest percentages of positive opinions appear among women, those aged 17-24 and those who identify themselves as left-wing. Centrist voters express neutrality.
- 21% of the Greek citizens believe that the participation of the Patriots for Europe group in the EU political processes contributes positively. Those who stated that they know the Patriots for Europe group have a positive evaluation rate of 40%.  
24% of the Greek citizens believe that the presence of the Patriots for Europe group strengthens the EU's position in the world.
- A general comment is that the rhetoric of the Patriots for Europe group in many parameters is accepted by a large majority of the Greek society.

- **Migration (Average > 41.4%)** The 4 points that have the greatest acceptance are:
  - The country needs stricter border controls.
  - The European Union must step up its external border guarding.
  - Illegal immigration is a serious threat to national and European security.
  - Migrant reception centers should be located away from residential areas.

Men and older ages are the groups that show greater acceptance of these characteristics. In terms of political positioning, high acceptance rates are shown by citizens who move in the right-wing to the center area or those who have no political positioning.

- **Economy (Average > 35.8%)** The 3 points that have the highest acceptance are:
  - EU needs tougher rules to control prices
  - National governments need to cut taxes to tackle high prices
  - Subsidies to non-Greek citizens overburden the state budget

• **Institution/ Justice (Average > 57.8%)** The positions that were investigated concerning institutions and justice gathered, on average, high acceptance rates. The highest is the tightening of penalties for serious crimes and the increase in policing at the neighborhood level. Positive opinions come mainly from older ages.



- **Crime/ Security (Average> 35.9%)** The 3 most popular items are the right to self-defense, stricter legislation to deal with juvenile delinquency, and the use of police intervention to deal with occupation in public buildings.
- **Social Issues (Average> 34%)** The 5 most popular items are:
  - Schools should teach traditional national values
  - Children should grow up with traditional family models
  - Gender roles must be maintained as they were in the past to protect the traditional family
  - Our traditions and customs are threatened by foreign influences, must be protected and promoted by the state
  - The woke agenda is a danger to children and LGBTQ+ rights run counter to the traditional values of our society
- **National Issues (Average> 41.7%)** The 3 most popular items are:
  - Our country must have a more dynamic foreign policy
  - National sovereignty is more important than European policies
  - Border protection is more important than international conventions
- Overall, citizens have a low opinion of the political world and 20% of the citizens would be positive about accepting an more authoritarian regime.

# Sociopolitical Research

## Sociopolitical Beliefs and Attitudes of the Greek Society

Prepared for: Patriots For Europe Group  
MEP Afroditi Latinopoulou  
Rue Wiertz 60  
1047 Brussels Belgium

By: MRB Hellas  
Market Research Bureau SA  
VAT number : 094255045



# PATRIOTS

FOR EUROPE

December 2024